


STAY SAFE

YOUR SAFETY ACTIVITY BOOK



Puzzles, activities and lots of
other fun things inside to help
you learn about safety on the railway!

E M R

Welcome aboard!

Hundreds of trains travel all over the country every day.

Train journeys are exciting and fun, but the railway can be a very dangerous place.

Can you complete the activities in this book to learn more about staying safe around the railway?



FUN FACT

When trains were first invented they were pulled along by horses, ropes or gravity! Today they're powered by steam, diesel and electricity.

WORD SEARCH

There are **12** railway-themed words hidden in the grid below – can you find them all?

ANSWERS
on back
cover

T	R	A	C	K	Z	T	U	M	P	Y	V	T	L	E
F	E	W	Q	R	S	E	S	D	F	E	Y	Z	I	X
L	O	K	J	H	G	I	D	V	B	L	Q	W	G	G
P	P	O	L	K	L	H	G	N	M	L	C	X	H	N
T	W	P	T	A	P	L	A	T	F	O	R	M	T	I
R	S	L	D	B	Y	E	D	P	D	W	L	S	S	S
E	S	N	U	Q	R	N	X	O	F	L	K	E	O	S
D	A	B	H	S	U	I	C	I	G	I	H	C	P	O
V	P	M	A	C	T	M	D	Y	H	N	Y	N	Q	R
V	S	I	V	R	T	S	B	G	Y	E	F	J	W	C
T	E	K	R	W	R	S	B	R	E	H	R	V	S	L
H	R	I	D	E	A	I	V	E	W	G	C	R	C	E
N	T	J	S	R	I	R	E	S	R	F	N	V	E	V
Y	B	B	A	T	N	A	N	R	O	D	D	I	A	E
U	D	R	I	V	E	R	A	D	S	I	G	N	A	L

TRAIN
TRACK
TRESPASS
VANDALISM

LEVEL CROSSING
PLATFORM
SIGNAL
BARRIERS

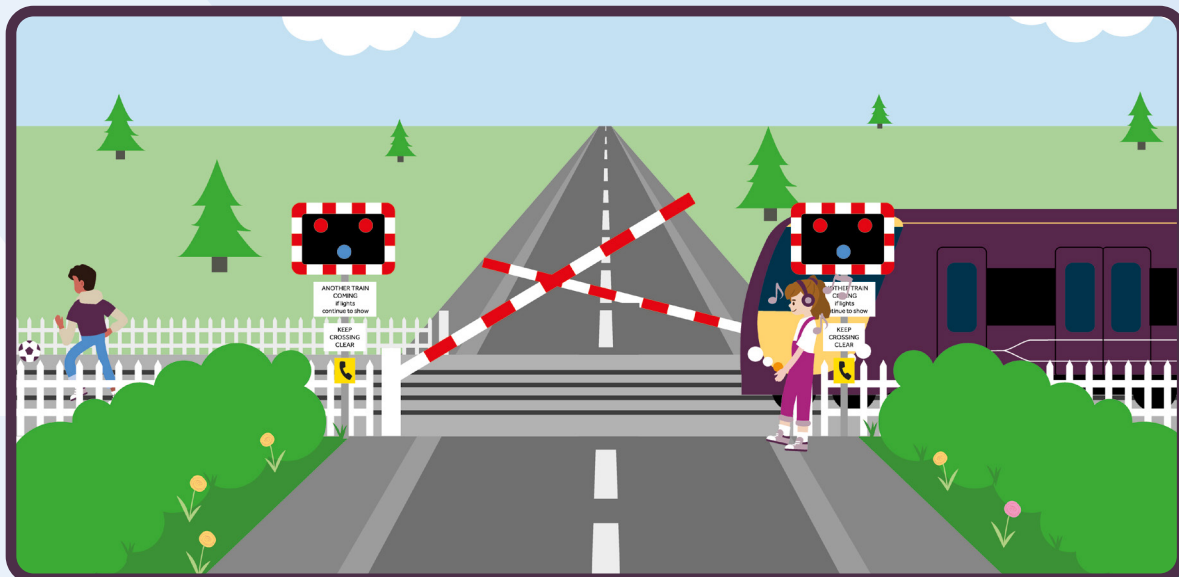
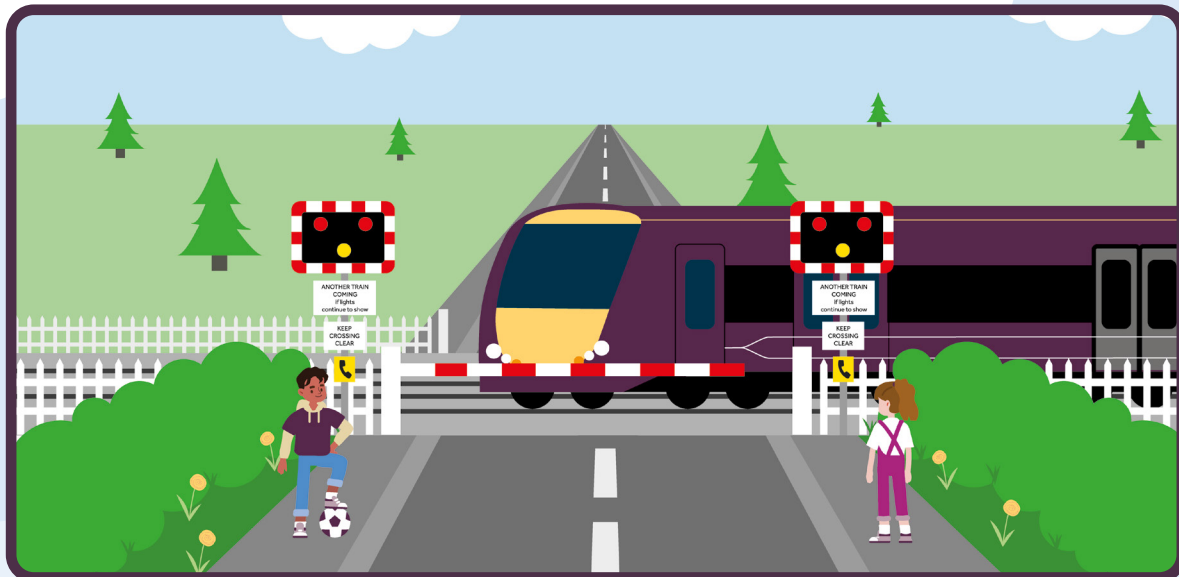
LIGHTS
DRIVER
YELLOW LINE
FOOTBRIDGE

Spot the difference

ANSWERS
on back
cover

Level crossings are life savers. When the lights flash from amber to red and you hear the sound, you need to stop and wait. The barriers will go down, it is important we stand away from the barriers whilst we wait for the train to pass, if the lights continue to flash it means another train is coming.

Can you spot the differences between the two pictures?
There are 7 to find.



WORD UNSCRAMBLE

Railways can be dangerous places and it's very easy to get distracted. Can you unscramble the words below and fit them in to the sentences?

EAPONDHES SDIEFRN KLAINGT

OBLIEM HPNEO NIAALMS

1. When listening to music through your _____ the noise is a distraction as you can't hear what is going on around you.
2. Playing on your _____ means you don't stop, look and listen. You might continue walking across a track when it's unsafe.
3. Walking home from school you might walk and play with your _____. This can distract you as you are having fun and _____. Remember to always STOP, LOOK and LISTEN when you come to a rail crossing, so you get home safely.
4. Lots of _____ live near the railways and sometimes they wander too close. You might also walk your dog near the railway. Always keep them on their lead so they don't run on to the track.

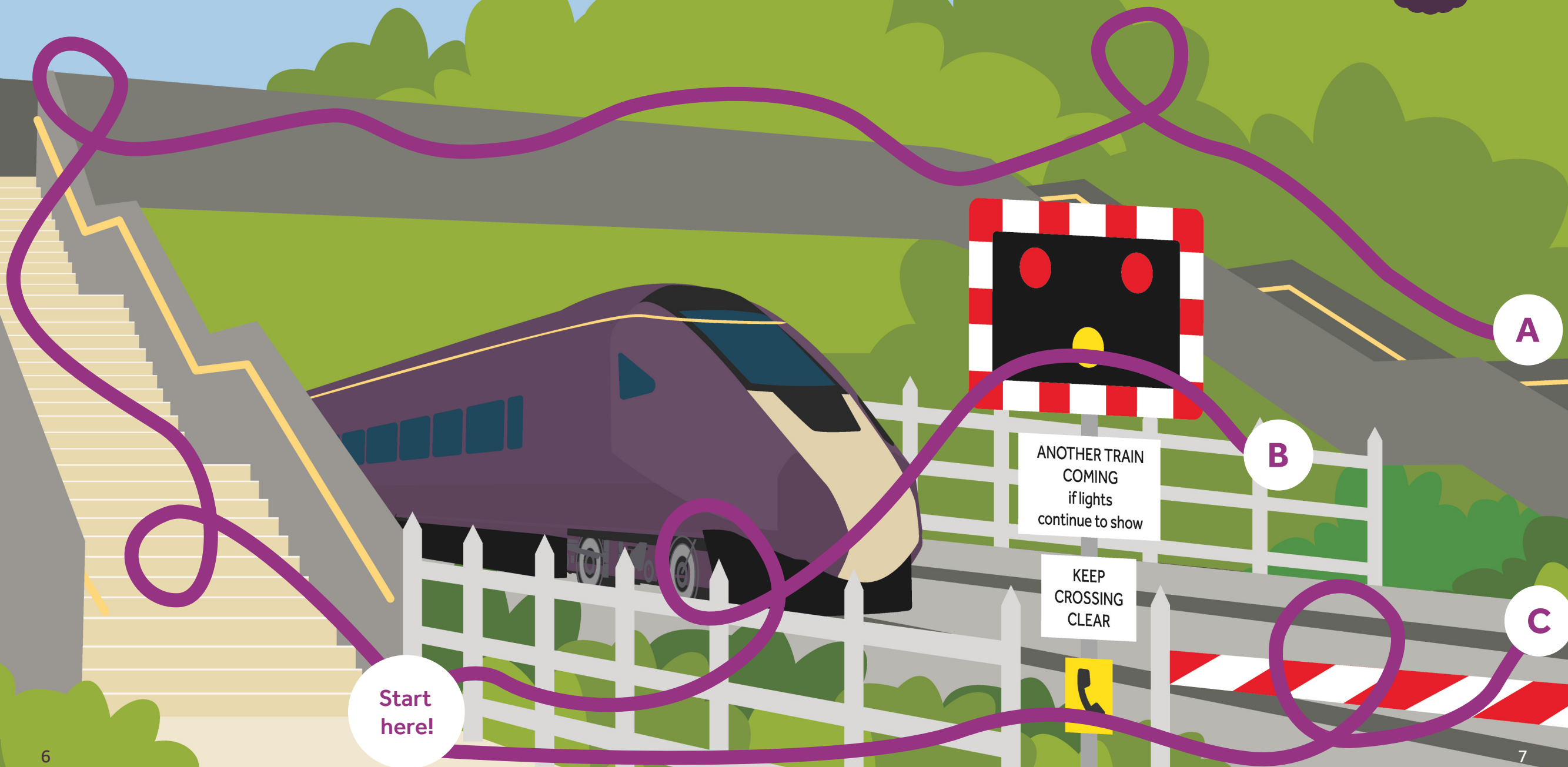
ANSWERS
on back
cover

ROUTE FINDER

Tracks are for trains, not for games! Train tracks are private property, so if you go on them you are **trespassing** and can be fined.

Which is the safest route to get home after school?

ANSWERS
on back
cover



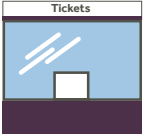
Station Safety Matching


ANSWERS
on back
cover


Stations are busy places, with lots going on.

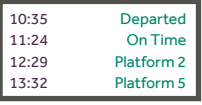
There are lots of safety features at stations to help you. Look at the pictures below, can you match the words to the picture? We've done the first one for you.

1 
Tannoy

2 
Ticket Office

3 
Platform Staff

4 
Yellow Line

5 
Customer Information Screen

6 
British Transport Police

Tells you information about trains, times, and places you can go. **A**

You can listen for regular announcements to help you find the right platform. **B**

Are there to help you if you feel unsafe or see something unsafe. **C**

Where you can buy tickets and find out information. **D**

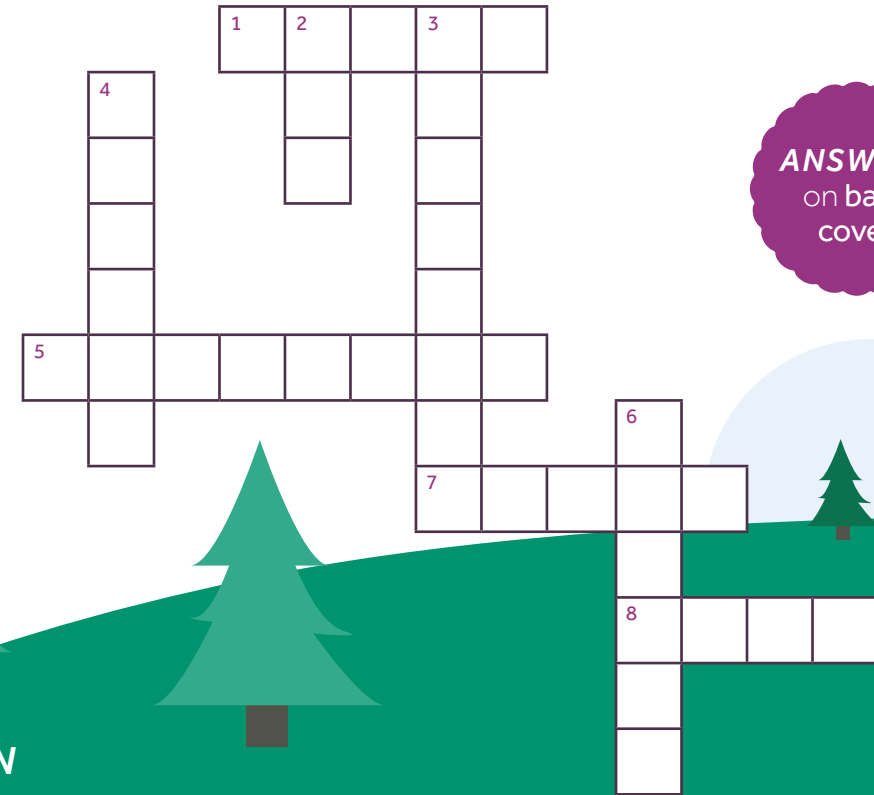
Will help you if you get lost, or don't know which train to catch. **E**

Keeps you a safe distance from the platform edge, so you don't fall or get too close to passing trains. **F**

CROSSWORD

Modern trains run on fuel and electric, these are called bi-mode trains. The Overhead Line Equipment (OLE) is always on to power the trains with over 25,000 volts of electricity. If you touch the wire or anything on it, you will get a big electric shock, the electricity is so powerful it can even jump if you are near it.

Have a look at the clues below and fill in the crossword.



ANSWERS
on back
cover

DOWN

- 2. Signal colour for stop (3)
- 3. A safe place to cross the train tracks, level _____ (8)
- 4. The colour of EMR trains (6)
- 6. The colour of the line to stop you getting too close to the platform edge (6)

ACROSS

- 1. What a train runs on (5)
- 5. This runs at 25,000 volts on the railway (8)
- 7. The colour of the signal for go (5)
- 8. When at a railway crossing you should always, Stop, _____ and Listen (4)

I SPY & COUNT

Can you spot all of the dangers that could cause hazards and accidents near the railway? Count the number of each type of item.
Write your answers in the boxes on the next page.



dog



Dogs running off lead could run onto the tracks.

person wearing headphones



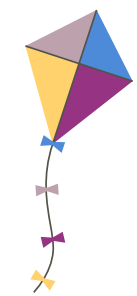
Wearing headphones could stop you from hearing the train.

football



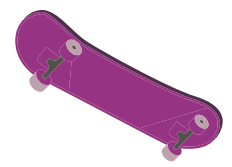
Footballs can roll onto tracks and cause a hazard.

kite




Kites can get tangled in overhead wires.

skateboard



Skateboarding on the platform could cause accidents.

ANSWERS
on back cover



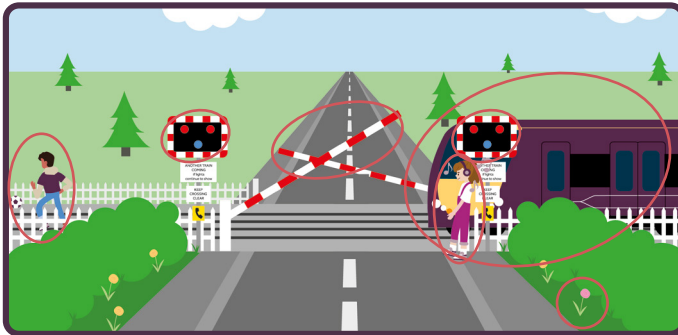
ANSWERS

Check the answers below against yours and see how well you did!

WORD SEARCH (page 3)



SPOT THE DIFFERENCE (page 4)



WORD UNSCRAMBLE (page 5)

1. Headphones
2. Mobile Phone
3. Friends, Talking
4. Animals

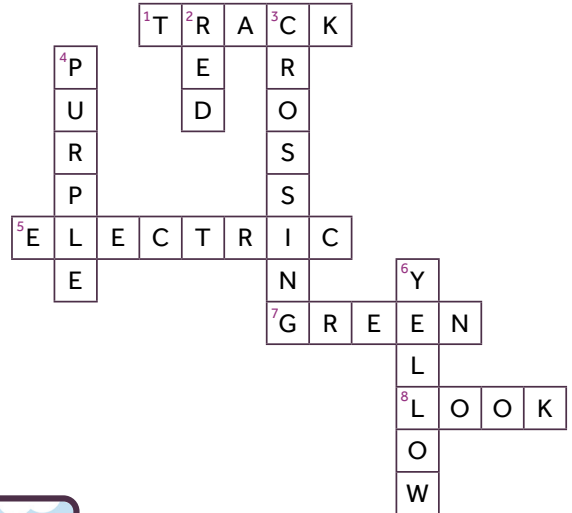
ROUTE FINDER (page 6)

Route A is the safest route across.


STATION SAFETY MATCHING (page 8)


1. B
2. D
3. E
4. F
5. A
6. C


CROSSWORD (page 9)




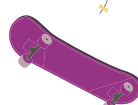
I SPY & COUNT (page 10)

dog 

person wearing headphones 

football 

kite 

skateboard 



Parents/carers: for more information about rail safety, please scan the QR code or visit www.eastmidlandsrailway.co.uk/communityrail/rail-safety