



















# Nottingham Station

## Accessibility Map



Scan the QR code to visit the EMR Assisted Travel web page. For any assistance, please talk to a member of staff or call **03457 125 678**. Lines are open 24/7, with the exception of Christmas Day and Boxing Day.



-  Entrance / Exit
- Station Facilities**
-  Ticket Office
-  Ticket Machine
-  Ticket Gate
-  EMR Assisted Travel Lounge
-  Interactive Screens
- Information**
-  Staff Help
-  Supervisors Office
-  Help Point
- Amenities**
-  Station Services
-  Female Toilet
-  Male Toilet
-  Accessible Toilet
-  Customer Lifts
-  Plug Sockets
-  Waiting Shelter
-  Waiting Room
-  Step Free Access