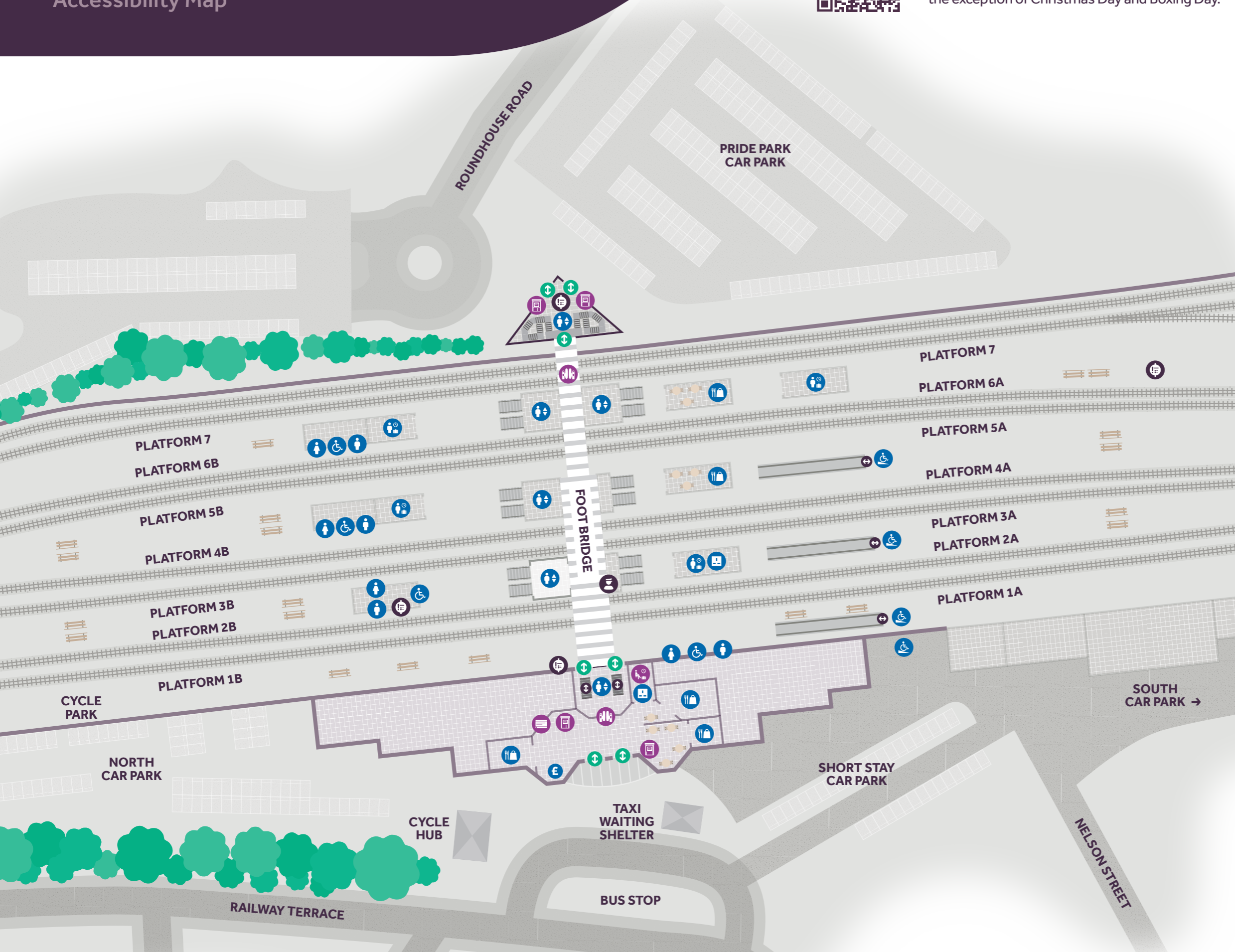

















# Derby Station

## Accessibility Map



Scan the QR code to visit the EMR Assisted Travel web page. For any assistance, please talk to a member of staff or call **03457 125 678**. Lines are open 24/7, with the exception of Christmas Day and Boxing Day.



-  Entrance / Exit
-  Subway / Platforms
- Station Facilities**
  -  Ticket Office
  -  Ticket Machine
  -  Ticket Gate
  -  EMR Assisted Travel Lounge
- Information**
  -  Supervisors Office  
(Under the bridge)
  -  Help Point
- Amenities**
  -  Station Services
  -  Female Toilet
  -  Male Toilet
  -  Accessible Toilet
  -  Customer Lifts
  -  Plug Sockets
  -  Waiting Room