

FILMING & PHOTOGRAPHY PORTFOLIO

A step by step guide for location
managers and photographers

E M R

EAST MIDLANDS RAILWAY

FILMING & PHOTOGRAPHY PORTFOLIO


Our network plays host to a wealth of locations, including **trains, platforms, and stations**, that can be used for commercial filming and photography.

We are happy to facilitate filming and photography requests if it doesn't inconvenience our customers or risk the safe operation of our network.

If you require access to an East Midlands Railway station for filming or photography, prior permission must be sought.

Contact information
commercialfilming@eastmidlandsrailway.co.uk

E M R





EMR OPERATES 103 STATIONS

This portfolio is designed to help you in planning and submitting your request, it outlines:

- The timescales required.
- The Health and Safety considerations which must be addressed to satisfy our station management teams.
- A copy of the contract you will be required to sign in order to film or photograph at our stations / on board our trains.
- The location charges.

EMR operates 103 stations and offers them all as potential commercial filming and photography locations, subject to feasibility, safety evaluations, and risk assessments as per specific project needs.

The EMR network is split over three key routes. On each of those routes, we operate different fleet types:

INTERCITY ↗

www.eastmidlandsrailway.co.uk/our-fleet/intercity

REGIONAL ↗

www.eastmidlandsrailway.co.uk/our-fleet/regional

CONNECT ↗

www.eastmidlandsrailway.co.uk/our-fleet/connect

All fleets are offered as potential commercial filming and photography locations subject to feasibility, safety evaluations, and risk assessments as per specific project needs.

Access to train maintenance depots is possible but due to heightened safety requirements bespoke planning and quoted access will be required.

All filming and photography requests should follow the format outlined later in this portfolio and emailed to **commercialfilming@eastmidlandsrailway.co.uk**

Filming and photography requests made to other departments will not be authorised. EMR reserves the right to cancel / postpone filming access at short notice in relation to operational need.

Location charges will be negotiated on a case-by-case basis. All fees and charges are subject to review and may change. **Our fees start at £1000 + VAT.**

CONTENT

| | |
|--|-----------------|
| 01 Filming and photography on-board our trains | Page 005 |
| 02 Risk Assessment and Public Liability Insurance | Page 006 |
| 03 Timescales | Page 007 |
| 04 Network Map | Page 008 |
| 05 Featured stations | Page 009 |
| 06 Filming and photography location agreement | Page 020 |
| 07 Station filming and photography | Page 021 |
| 08 Photography for personal use | Page 022 |

01 Filming and photography on-board our trains

Where possible, any on-board filming will be accompanied by a member of EMR staff. Specific terms and conditions will apply to on-board filming. These will be discussed once a primary decision has been made regarding your request.

We respectfully request that no filming or photography requests are made without having first secured the appropriate budget.

We will require a purchase order number and contact details for your finance / accounts department as soon as your request has been approved.



02 Risk assessment and public liability insurance

Along with your filming request, you will be required to submit a full risk assessment and method statement for the project.

We will require a copy of your Public Liability Insurance to the minimum value of £1m.

Other health and safety considerations:

- When working at a staffed station, you will be required to sign in with a local EMR representative upon arrival and undertake a site safety brief
- Unless agreed in writing, permission to work will be restricted to those parts of the station normally accessible to the public
- Under no circumstances will you be permitted to go on the track
- Under no circumstances may anyone access premises under the influence of any drugs or alcohol
- Under no circumstances must lighting, including flash photography, be used when trains are arriving or departing at a station
- When work is being carried out, you must ensure that it does not, in any way, put EMR customers, rail staff or your own personnel at risk. If necessary, the work area must be cordoned off to ensure safety. The requesting company/individual will be required to provide suitable signs to warn of any hazards or risks
- Any equipment, tools or machinery used in connection with the work must be maintained fit for purpose, operated only by trained competent staff and securely stored when not in use
- At stations with overhead electrified power lines running above the railway tracks, no person or equipment should go within three metres of these overhead power lines. Boom microphones are not permitted on the platforms at these stations
- People must not interfere with railway equipment
- No filming may take place within one metre of the edge of a platform
- No entrances or exits at the station, including platform or train access, shall be blocked at any time
- No baggage or equipment should be left unattended at any time for safety and security reasons
- You will ensure you do not impede, block or obstruct any customer from moving about any part of the station or whilst boarding a train
- You will comply with all health and safety procedures as explained to you, such as fire evacuation
- Filming can in no way delay, disrupt or interfere with live train arrivals and departures
- We do not allow the use of drone cameras anywhere on our stations or depots. Network Rail is responsible for the air space directly above the UK rail network and you will need to contact them for permissions to fly drones over track and infrastructure.

03 Timescales

All applications must be submitted a minimum of four weeks ahead of the proposed filming or photography date in order for EMR to assess your application and make the necessary arrangements.

EMR will endeavour to provide an initial yes/no decision to your application within seven days of submission.

For large scale/complex filming or photography projects, more than four weeks' notice may be required for us to facilitate the request and so you should submit an application with as much notice as possible.



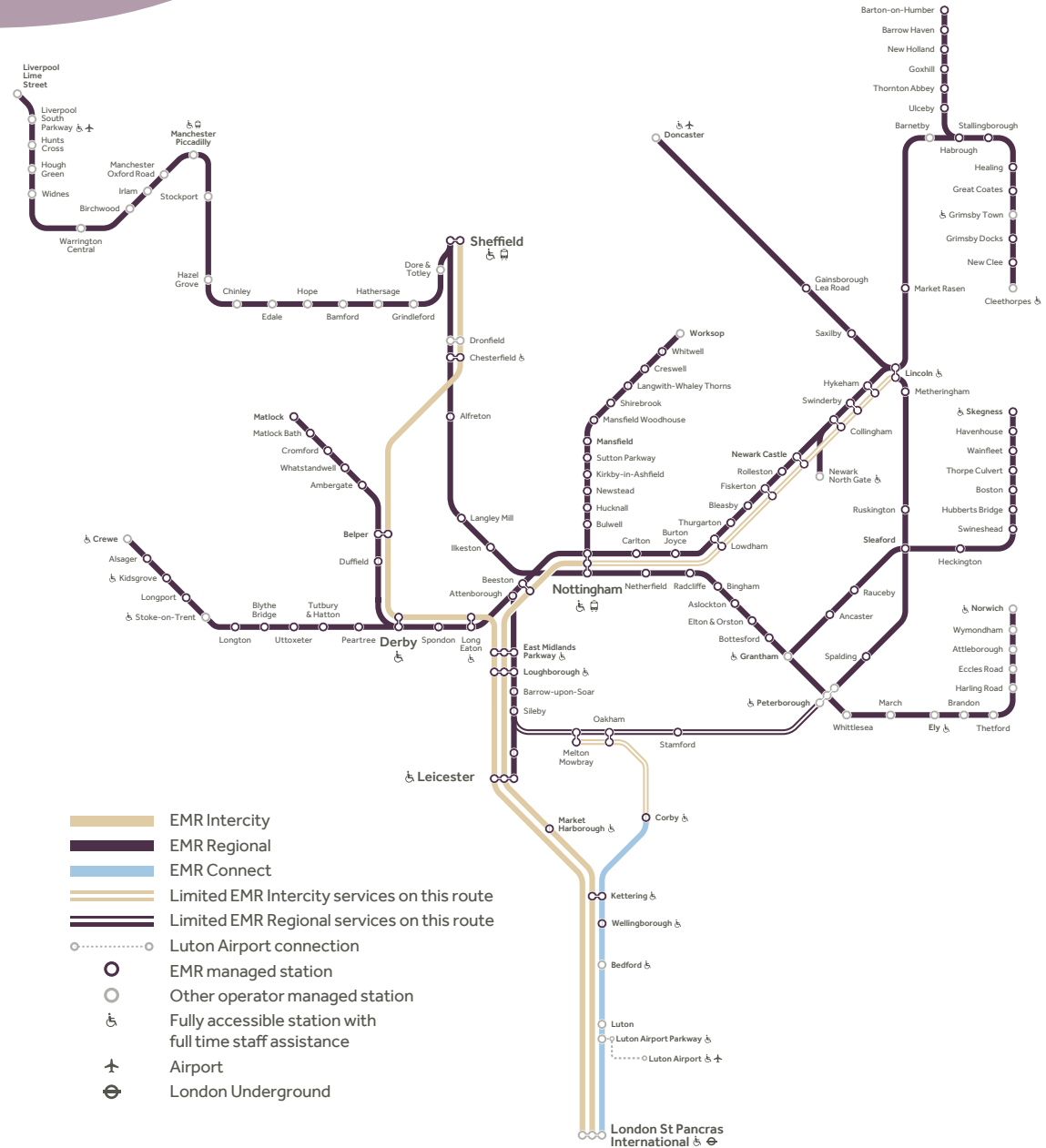
04 Network map

Our Mainline services operate from London St Pancras to Sheffield and Nottingham, calling at Leicester, Derby, and a number of other stations.

We also operate services from Norwich to Nottingham, from Nottingham to Liverpool and several, other regional services.

The range of services gives access to a wide range of stations, differing in both size and style, and we pass through a wide variety of landscapes.


For full information on our routes, services, and timetables, please visit www.eastmidlandsrailway.co.uk/timetables-updates/our-routes



05 Featured stations

EMR operates 103 stations and offers them all as potential commercial filming and photography locations, subject to feasibility, safety evaluations, and risk assessments as per specific project needs.





Address:

Nottingham station
Carrington Street
Nottingham
Nottinghamshire
NG2 3AQ

Architectural Style:

Nottingham railway station was designed by A E Lambert and is built in an Edwardian Baroque Revival style. It opened 17 January 1904. It has a distinctive terracotta facade surmounted by a clock tower. The frontage with its porte cochere and booking hall was built on a bridge over the railway.

Key facts:

The concourse was featured in the BBC One Drama 'Sherwood'

Nottingham station is perfect for any on board filming as the majority of trains start / finish here, allowing any production companies time to ensure all equipment is on board prior to filming.

Access Information

www.eastmidlandsrailway.co.uk/trains-stations/at-the-station/station-facilities/not

FILM LOCATION – SHEFFIELD



Address:

Sheffield Railway station
Sheaf St,
Sheffield City Centre, Sheffield
S1 2BP

Architectural Style:

Originally constructed in 1870 but extensively remodelled in 1905 by the railway's architect, Charles Trubshaw. The style is broadly classical faced in fine ashlar from the quarries in Peasenhurst, Derbyshire, with a large cast iron porte cochère behind an arcaded and glazed stone screen.

Key facts:

Sheffield station is perfect for any on board filming as the majority of trains start / finish here, allowing any production companies time to ensure all equipment is on board prior to filming.

Access Information

www.eastmidlandsrailway.co.uk/trains-stations/at-the-station/station-facilities/shf



Address:

Corby Railway station
Station Road
Corby
Northamptonshire
NN17 1UJ

Architectural Style:

The current station, opened in 2009, replacing an earlier one dating from 1879, which closed in April 1966. It is built to a modular station design developed by Network Rail.

Key facts:

Until the current station opened, Corby was one of the largest towns in Europe without a railway station. The town was once known as "Little Scotland" due to the number of Scottish migrant workers employed in the now closed steelworks.

Access Information

[www.eastmidlandsrailway.co.uk/
trains-stations/at-the-station/
station-facilities/cor](http://www.eastmidlandsrailway.co.uk/trains-stations/at-the-station/station-facilities/cor)





Address:

Cromford Railway station
Lea Road
Cromford
Derbyshire
DE4 5JJ

Architectural Style:

Opened more than 170 years ago, Cromford station's building has Grade II listed status.

The iron footbridge has an elliptical arch with ashlar steps at the ends and iron lattice parapets with ornamental scroll supports, formerly with scrolled gas lamps at each end.

Key facts:

Cromford has gained some attention in 2024, being placed alongside stations in India, Argentina, Spain, and Thailand, as one of the most wonderful stations in the world in a BBC article.

Cromford is notable for appearing on the cover of the Oasis single, 'Some Might Say' in 1995.

Access Information

www.eastmidlandsrailway.co.uk/trains-stations/at-the-station/station-facilities/cmf



Address:

Lincoln Railway station
St Marys Street
Lincoln
Lincolnshire
LN5 7EW

Architectural Style:

The station buildings were designed by John Henry Taylor of London in 1848, for the Great Northern Railway company. It is built in a Tudor revival style of yellow brick, with stone dressings and slate roofs, with six ridge and eight side wall stacks.

Key facts:

Featured in 'The Architecture the Railways Built – Lincoln'.

Access Information

www.eastmidlandsrailway.co.uk/trains-stations/at-the-station/station-facilities/lcn



Address:

Skegness Railway station
Lumley Square
Skegness
Lincolnshire
PE25 3QL

Architectural Style:

The line to Wainfleet was opened in August 1871 by the Wainfleet and Firsby Railway. This line was then extended to Skegness; the station opened on 28 July 1873.

Key facts:

Skegness is dubbed "Nottingham by the Sea" and has a mascot, the Jolly Fisherman (designed by John Hassall in 1908). The Jolly Fisherman now greets passengers as they arrive at the station when entering through the main entrance.

Skegness railway station was featured in the TV series by JK Rowling written under the pseudonym Robert Galbraith 'Strike: True Blood'

Access Information

www.eastmidlandsrailway.co.uk/trains-stations/at-the-station/station-facilities/skg

FILM LOCATION – KETTERING



Address:

Kettering Railway station
Station Road
Kettering
NN15 7HT

Architectural Style:

Kettering station opened in 1857 as part of the Midland Railway's Leicester to Hitchin Line, now the main line to St Pancras. It was designed by Charles Henry Driver in a simplified Gothic style.

Key facts:

In 2022, EMR, Network Rail and Railway Heritage Trust restored many of the canopies' original features, including the finials, columns and roofs.

Access Information

www.eastmidlandsrailway.co.uk/trains-stations/at-the-station/station-facilities/ket



Address:

Sleaford Railway station
Station Street
Sleaford
Lincolnshire
NG34 7RG

Architectural Style:


Sleaford station is Grade II listed and is a Victorian construction. It has ornate Victorian cast-iron and wood canopies.

Key facts:

A station community room was opened in 2022.

Access Information

www.eastmidlandsrailway.co.uk/trains-stations/at-the-station/station-facilities/slr



Address:

Heckington Railway station
Station Road
Heckington
Lincolnshire
NG34 9UJ

Architectural Style:

Heckington railway station was built in 1858 and was opened in 1859. The Goods Shed and the Station House are in commercial use. The booking office and the waiting room are now a museum with exhibits relating to the station and model railway exhibits.

Key facts:

Heckington Windmill stands very close to Heckington railway station, hence its name 'Station Mill'. The windmill is designated a Grade I listed building and is the only eight-sailed windmill still standing in the United Kingdom.

Access Information

www.eastmidlandsrailway.co.uk/trains-stations/at-the-station/station-facilities/hec

FILM LOCATION – STAMFORD



Address:

Stamford Station
Station Road
Stamford
Lincolnshire
PE9 2WB

Architectural Style:

Graded II listed building. The station building is a fine stone structure in Mock Tudor style and has an asymmetrical and picturesque composition.

Key facts:

The style of the station is influenced by the nearby Burghley House, famous for its horse trials. The town is known for its 17th and 18th century stone buildings, older timber-framed buildings and medieval parish churches. It is a frequent film location.

Access Information

www.eastmidlandsrailway.co.uk/trains-stations/at-the-station/station-facilities/smd

06 Filming and photography location agreement

To find out more about the Filming Access Agreement. Click on the file below or contact commercialfilmingeastmidlandsrailway.co.uk



07 Station filming and photography

If you require parking at the station whilst filming please let us know when completing the filming request form.'



08 Photography for personal use

No prior permission is required for personal use photographs, but we do ask that you make a team member aware of your presence and act responsibly and safely at all times.



EAST MIDLANDS RAILWAY



© 2024 Transport UK East Midlands Ltd.

Please consider the environment before printing this document. All of our stock papers are 100% recycled. We try not to laminate where possible and keep the use of synthetic, hard to recycle materials to a minimum.