

INTERCITY AND CONNECT TRAIN TIMETABLE

Sheffield
Nottingham
Derby
Leicester
Corby
London St Pancras International

Monday to Sunday
14 December 2025 to 16 May 2026

Contact us

Visit: eastmidlandsrailway.co.uk
 X: Tweet a message to [@eastmidrailway](https://twitter.com/eastmidrailway)
 Email: contact@eastmidlandsrailway.co.uk
 Telephone: **03457 125 678**
 TextDirect: Text **18001** followed by **03457 125 678**
 Address: Write to **Customer Service Centre,**
East Midlands Railway,
Locomotive House, Locomotive Way
Derby, DE24 8PU





Travel assistance

We provide a free service for passengers who require travel assistance getting on and off our trains and around our stations. All of our trains have wheelchair spaces and universal toilets with baby changing facilities.

We recommend requesting assistance at least two hours before you travel. For more information visit [eastmidlandsrailway.co.uk/trains-stations/assisted-travel](https://www.eastmidlandsrailway.co.uk/trains-stations/assisted-travel) (alternatively click the "Assisted travel" banner at the top right of our website) or pick up our Making Rail Accessible leaflet at one of our manned stations.



Bicycles

Most of our EMR Intercity trains have two bicycle spaces, which can be reserved in advance and are free of charge. There are currently no dedicated cycle spaces on EMR Connect services, but you can travel with folding bikes at any time. For more information, including Off-Peak and weekend restrictions, visit [eastmidlandsrailway.co.uk/cycles](https://www.eastmidlandsrailway.co.uk/cycles) - to reserve a bicycle space, use the link above, or call us on **03457 125 678**.



Ticket information and Penalty Fares

For information on Penalty Fares, visit [eastmidlandsrailway.co.uk/penaltyfares](https://www.eastmidlandsrailway.co.uk/penaltyfares). Our Penalty Fares leaflet is also available at our manned stations.



Digital Ticketing

We offer the following digital ticket types:

Smartcard, m-ticket, e-ticket, Flexi Season

In line with the terms and conditions, all electronic tickets must be downloaded and activated prior to travel.

Please visit [eastmidlandsrailway.co.uk/tickets-discounts/how-to-get-your-train-ticket](https://www.eastmidlandsrailway.co.uk/tickets-discounts/how-to-get-your-train-ticket) for further information.



Delay Repay

You can claim compensation if you are delayed by 15 minutes or more by visiting our website at [eastmidlandsrailway.co.uk/delay](https://www.eastmidlandsrailway.co.uk/delay) or by filling in a form that is available at our manned stations. You can now set up an account, making it quicker and easier to claim.



Right Time Railway

So we can get you there on time we run a Right Time Railway. For safety, and to make sure trains leave on time, train doors will be closed 40 seconds before the scheduled departure time. At London St Pancras International train doors will be closed two minutes before the departure time.

Local connections

Many of our stations offer extensive onward travel connections. See below for details of some of these.



Bus

A combined train and bus ticket is provided by PlusBus and available at several of our stations. These can be purchased from the PlusBus website, at [plusbus.info](https://www.plusbus.info), or from ticket machines at our stations. For information about which stations are served by PlusBus, please visit their website. For service details on local services, call Traveline on **0871 200 2233**



Tram

If you're travelling to or from Nottingham, NET tram tickets are available at the railway station. Supertram operates a wide tram network across Sheffield and Rotherham. Tickets can be purchased on-board, and there is a tram stop at the rear exit of Sheffield station.



Taxi

Many of our stations have dedicated taxi ranks. Visit [traintaxi.co.uk](https://www.traintaxi.co.uk) for more information.

Cab&Go is a taxi service you can use to book taxis from East Midlands Railway stations. For more information visit [eastmidlandsrailway.co.uk/cab-and-go](https://www.eastmidlandsrailway.co.uk/cab-and-go)



Eurostar connections

Eurostar services to locations including Paris, Brussels and Amsterdam are available from London St Pancras International. Visit [eurostar.com](https://www.eurostar.com) for more information.



Airport connections

Several stations on our EMR Intercity route have simple connections to international airports. At Luton Airport Parkway, the Railink will take you from the station to London Luton Airport for a small fee. If you're travelling to East Midlands Airport, a Skylink bus runs from Derby, Long Eaton and Nottingham stations throughout the day



First Class

First Class is available on EMR Intercity services to and from London St Pancras International.

Our First Class carriages have bigger seats, more legroom, power sockets at every seat and free WiFi. From Monday to Saturday, our on-board hosts will deliver an at-seat service to you offering a selection of complimentary hot and cold drinks and snacks.

There are no First Class facilities on our trains on our EMR Connect route. Passengers wanting to take advantage of our First Class offering should change services at Kettering to board our EMR Intercity trains.

On shorter trips, we'll be keeping things simple and convenient - offering complimentary hot drinks, water, juice, and a biscuit to enjoy on board.

For longer journeys, you can enjoy our full First Class experience, including breakfast options, a light afternoon menu, and a selection of snacks and drinks served throughout your journey.

If you'd like something extra, alcoholic and soft drinks are available to purchase on all services.



Seat reservations

Seats on our EMR Intercity services can be reserved up until 23:59 on the day before you are due to travel. A seat is reserved automatically when booking an advance ticket for a specific train, but can be done by calling **03457 125 678** if you have one of our more flexible tickets.



Luggage

You can bring up to two items of luggage on-board our trains, which can include one larger item (75x55x30cm) and one smaller bag or cabin sized case (55x40x25cm). We have luggage racks throughout our trains, which should be used for large items only, whilst overhead storage space is available for smaller bags. Please ensure you only bring luggage you can carry yourself.

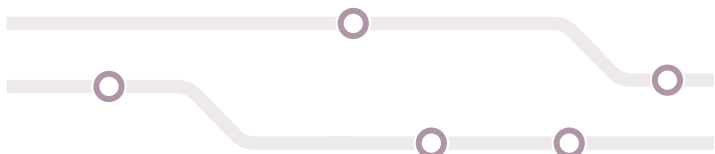
No printer? No problem!

If you would like a timetable printed and posted direct to your home, you can email or telephone **National Rail Enquiries Customer Relations**.

Email: **customer.relations@nationalrail.co.uk**

If you are making a request via email, please remember to include your name and full postal address.

Telephone: **0800 022 3720** (Open Monday to Friday 0900 - 1700 including Bank Holidays)



Station information

a	Arrival time
d	Departure time
SP	Short platform - Please listen to on-board announcements about which doors will open
8	Minimum minutes needed to change trains (five minutes if not specified)

Ticket restrictions

A	Anytime tickets are valid on these services
O	Anytime and Off Peak tickets are valid on these services
S	Anytime, Off Peak and Super Off Peak tickets are valid on these services

Restrictions shown apply to journeys from all stations to Luton, Luton Airport Parkway and London St Pancras International. This does not apply to journeys between Bedford, Luton, Luton Airport Parkway and London St Pancras International.

For all other journeys, Off Peak tickets are generally available after 0930.

Service information

MO	Service runs Monday only	FO	Service runs Friday only
MSX	Service runs Tuesday to Friday	FSX	Service runs Monday to Thursday
i	Service is frequently affected by engineering work (information about services that are impacted will be available on our website)		
INT	EMR Intercity service		
CON	EMR Connect service		
REG	EMR Regional service		

Additional calls

D	Service also calls at Hykeham at 0617, Collingham at 0627, Newark Castle at 0638 and Lowdham at 0651
E	Service also calls at Hykeham at 0648, Swinderby at 0655, Collingham at 0701, Newark Castle at 0714, Fiskerton at 0723 and Lowdham at 0731
F	Service also calls at Dronfield at 0725
G	Service also calls at Dronfield at 0724
H	This train attaches to the London-bound train at Kettering
J	This train detaches from the Nottingham-bound train at Kettering to allow onward travel to Melton Mowbray

Southbound Services

Monday to Friday

Operator Notes	CON	INT	INT	CON	INT	INT	CON	INT	INT	CON	INT	INT	CON	INT	INT
Service Information	i	i	i	i	i	i									
Ticket Restrictions	A	A	A	A	A	A	A	A	A	A	A	A	A	A	A
Days Run		MSX	MO												
Sheffield	7 d					04 58			05 30			05 56			06 30
Chesterfield	d					05 10			05 43			06 08			06 43
Belper	d														
Derby	6 a					05 28			06 01			06 26			07 01
Derby	6 d		04 14	04 39		04 47	05 30		06 02			06 28			07 05
Long Eaton	SP d			04 47		04 55	05 38		06 11			06 36			
Lincoln	d														
Nottingham	8 d					05 14		05 49			06 10			06 46	
Beeston	SP d					05 20					06 16				
East Midlands Pkwy	d		04 25	04 52		05 27	05 43		06 15		06 23	06 41		06 56	
Loughborough	d		04 32	04 59		05 34	05 50				06 31	06 48			07 19
Leicester	a		04 42	05 09		05 44	06 00		06 09	06 29		06 42	06 58		07 10
Leicester	d		04 48	05 12		05 47	06 02		06 10	06 30		06 43	07 00		07 13
Market Harborough	d			05 25		06 00			06 24			06 57			07 27
Melton Mowbray	d														
Oakham	d														
Corby	d	04 32			05 37			06 10			06 38			07 09	
Kettering	a	04 40	05 35	05 34	05 45	06 09		06 18	06 33		06 46	07 06		07 17	07 36
Kettering	d	04 42	05 37	05 35	05 45	06 11		06 18	06 36		06 47	07 07		07 17	07 37
Wellingborough	d	04 51			05 53			06 26			06 55			07 25	
Bedford	7 d	05 12			06 06			06 40			07 10			07 40	
Luton	10 d	05 35			06 24			06 56			07 26			07 56	
Luton Airport Pkwy	7 d	05 38	06 13	06 13	06 27			06 59			07 29			07 59	
London St Pancras Int'l	a	06 02	06 36	06 36	06 51	07 01	07 07	07 24	07 35	07 39	07 54	07 57	08 08	08 24	08 27

Southbound Services

Monday to Friday

Operator Notes	CON	INT	INT	CON	INT	INT	CON	INT	INT	INT	CON	INT	INT	CON	INT	INT
Service Information		D			E			H								
Ticket Restrictions	A	A	A	A	A	A	O	O	O	O	O	O	O	O	O	O
Days Run																
Sheffield	7 d		07 00			07 34				07 59			08 35			09 00
Chesterfield	d		07 13			07 46				08 13			08 47			09 13
Belper	d															
Derby	6 a		07 31			08 04				08 31			09 06			09 31
Derby	6 d		07 32			08 06				08 32			09 08			09 32
Long Eaton	SP d		07 41							08 41						09 41
Lincoln	d	06 09			06 40											
Nottingham	8 d	07 12			07 48				08 12			08 50				09 12
Beeston	SP d	07 18							08 18							09 18
East Midlands Pkwy	d	07 27			07 58				08 25	08 45						09 25 09 45
Loughborough	d		07 49			08 20				08 53						09 32 09 53
Leicester	a	07 43	07 59		08 12	08 30			08 38	09 03		09 10	09 28			09 42 10 03
Leicester	d	07 45	08 01		08 13	08 31			08 42	09 04		09 12	09 30			09 43 10 04
Market Harborough	d	07 59			08 27				08 55			09 26				09 57
Melton Mowbray	d							08 15								
Oakham	d							08 27								
Corby	d	07 39			08 08			08 39	08 49			09 10				09 39
Kettering	a	07 47	08 08		08 16	08 36		08 47	08 57	09 06		09 18	09 35			09 47 10 06
Kettering	d	07 47	08 09		08 16	08 37		08 47		09 12		09 19	09 36			09 48 10 07
Wellingborough	d	07 56			08 25			08 56				09 27				09 56
Bedford	7 d	08 10			08 39			09 10				09 41				10 10
Luton	10 d	08 25			08 55			09 26				09 56				10 25
Luton Airport Pkwy ↵	7 d	08 28			08 58			09 29				09 59				10 29
London St Pancras Int'l	a	08 51	08 57	09 09	09 21	09 27	09 39	09 53		10 06	10 09	10 22	10 27	10 39	10 52	10 55 11 09

Southbound Services

Monday to Friday

Operator Notes	CON	INT	INT	CON	INT	INT	CON	INT	INT	CON	INT	INT	CON	INT	INT	CON
Service Information																
Ticket Restrictions	O	S	S	S	S	S	S	S	S	S	S	S	S	S	S	S
Days Run																
Sheffield	7 d		09 35			10 00				10 35			11 00			11 35
Chesterfield	d		09 47			10 13				10 47			11 13			11 47
Belper	d															
Derby	6 a		10 06			10 31				11 06			11 31			12 08
Derby	6 d		10 08			10 32				11 08			11 32			12 09
Long Eaton	SP d					10 41							11 41			
Lincoln	d															
Nottingham	8 d	09 50			10 12			10 50				11 12			11 50	
Beeston	SP d				10 18							11 18				
East Midlands Pkwy	d				10 25	10 45						11 25	11 45			
Loughborough	d				10 32	10 53						11 32	11 53			
Leicester	a	10 10	10 30		10 42	11 03		11 10	11 31		11 42	12 03		12 10	12 30	
Leicester	d	10 12	10 32		10 43	11 04		11 12	11 33		11 43	12 04		12 12	12 31	
Market Harborough	d	10 26			10 57			11 26			11 57			12 26		
Melton Mowbray	d															
Oakham	d															
Corby	d	10 10			10 40			11 10			11 39			12 10		12 40
Kettering	a	10 18	10 35		10 48	11 06		11 18	11 35		11 47	12 06		12 18	12 35	12 48
Kettering	d	10 19	10 36		10 48	11 07		11 19	11 37		11 47	12 07		12 19	12 37	12 48
Wellingborough	d	10 27			10 57			11 27			11 56			12 27		12 57
Bedford	7 d	10 40			11 10			11 40			12 10			12 40		13 10
Luton	10 d	10 56			11 26			11 56			12 25			12 56		13 25
Luton Airport Pkwy ↵	7 d	10 59			11 29			11 59			12 28			12 59		13 28
London St Pancras Int'l	a	11 23	11 27	11 36	11 52	11 55	12 09	12 22	12 27	12 39	12 51	12 55	13 07	13 22	13 27	13 39 13 51

Southbound Services

Monday to Friday

Operator Notes	INT	INT	CON	INT	INT	CON	INT	INT	CON	INT	INT	CON	INT	INT	CON	INT	
Service Information																	
Ticket Restrictions	S	S	S	S	S	S	S	S	S	S	S	S	S	S	S	S	
Days Run																	
Sheffield	7 d	12 00			12 35			13 00			13 35			14 00			
Chesterfield	d	12 13			12 47			13 13			13 47			14 13			
Belper	d																
Derby	6 a	12 31			13 06			13 31			14 06			14 31			
Derby	6 d	12 32			13 08			13 32			14 08			14 32			
Long Eaton	SP d	12 40						13 41						14 41			
Lincoln	d																
Nottingham	8 d	12 12			12 50			13 12			13 50			14 12		14 50	
Beeston	SP d	12 18						13 18						14 18			
East Midlands Pkwy	d	12 25	12 45					13 25	13 45					14 25	14 45		
Loughborough	d	12 32	12 53					13 32	13 53					14 32	14 53		
Leicester	a	12 42	13 03		13 10	13 28		13 42	14 03		14 11	14 30		14 42	15 03	15 12	
Leicester	d	12 43	13 04		13 12	13 31		13 43	14 04		14 12	14 32		14 43	15 04	15 13	
Market Harborough	d	12 57			13 26			13 57			14 26			14 57		15 27	
Melton Mowbray	d																
Oakham	d																
Corby	d			13 10				13 40			14 06			14 40		15 10	
Kettering	a	13 06		13 18	13 35			13 48	14 06		14 14	14 35		14 48	15 06	15 18	15 36
Kettering	d	13 07		13 18	13 37			13 48	14 07		14 14	14 37		14 48	15 07	15 19	15 37
Wellingborough	d			13 27				13 57			14 23			14 56		15 28	
Bedford	7 d			13 40				14 10			14 41			15 10		15 41	
Luton	10 d			13 56				14 26			14 56			15 25		15 56	
Luton Airport Pkwy ↵	7 d			13 59				14 29			14 59			15 28		15 59	
London St Pancras Int'l	a	13 54	14 09	14 22	14 27	14 39	14 52	14 55	15 09	15 22	15 26	15 39	15 51	15 54	16 09	16 22	16 27

Southbound Services

Monday to Friday

Operator Notes	INT	CON	INT	INT	CON	INT	INT	CON	INT	INT	CON	INT	INT	CON	INT	INT	
Service Information																	
Ticket Restrictions	S	S	S	S	S	S	S	S	S	S	S	S	S	S	S	S	
Days Run																	
Sheffield	7 d	14 35			15 00			15 35			16 00			16 35		17 00	
Chesterfield	d	14 47			15 13			15 47			16 13			16 47		17 14	
Belper	d																
Derby	6 a	15 06			15 31			16 06			16 31			17 06		17 32	
Derby	6 d	15 08			15 32			16 08			16 32			17 08		17 34	
Long Eaton	SP d				15 41						16 41					17 42	
Lincoln	d																
Nottingham	8 d			15 12				15 50			16 12			16 50		17 12	
Beeston	SP d			15 18							16 18					17 18	
East Midlands Pkwy	d			15 25	15 45						16 25	16 45				17 25	17 47
Loughborough	d			15 32	15 53						16 32	16 53				17 32	17 54
Leicester	a	15 28		15 42	16 03			16 10	16 28		16 44	17 03		17 10	17 29	17 43	18 04
Leicester	d	15 31		15 43	16 04			16 12	16 30		16 45	17 04		17 12	17 30	17 45	18 06
Market Harborough	d			15 57				16 26			16 58			17 26		17 58	
Melton Mowbray	d																
Oakham	d																
Corby	d			15 40				16 10			16 40			17 06		17 40	
Kettering	a			15 48	16 06			16 18	16 35		16 48	17 07		17 14	17 35	17 48	18 07
Kettering	d			15 48	16 07			16 18	16 37		16 48	17 08		17 16	17 37	17 48	18 08
Wellingborough	d			15 57				16 27			16 57			17 27	17 54	17 57	18 15
Bedford	7 d			16 10				16 40			17 10	17 27		17 40		18 10	
Luton	10 d			16 26				16 56			17 26			17 56		18 26	
Luton Airport Pkwy ↵	7 d			16 29				16 59			17 29			17 59		18 29	
London St Pancras Int'l	a	16 39	16 53	16 56	17 09	17 23	17 28	17 39	17 53	18 06	18 10	18 23	18 27	18 41	18 52	19 05	19 10

Southbound Services

Monday to Friday

Operator Notes	CON	INT	INT	CON	INT	INT	CON	INT	INT	CON	INT	INT	CON	INT	INT	CON	
Service Information																	
Ticket Restrictions	S	S	S	S	S	S	S	S	S	S	S	S	S	S	S	S	
Days Run																	
Sheffield	7 d		17 32		18 00			18 35			19 00			19 35			
Chesterfield	d		17 45		18 13			18 47			19 13			19 47			
Belper	d		17 58														
Derby	6 a		18 08		18 31			19 06			19 31			20 05			
Derby	6 d		18 09		18 32			19 09			19 32			20 09			
Long Eaton	SP d				18 41						19 41						
Lincoln	d																
Nottingham	8 d	17 50			18 10			18 50			19 12			19 50			
Beeston	SP d				18 16						19 19						
East Midlands Pkwy	d				18 23	18 45					19 25	19 45					
Loughborough	d				18 30	18 53					19 33	19 53					
Leicester	a	18 10	18 31		18 40	19 03		19 11	19 29		19 43	20 03		20 12	20 31		
Leicester	d	18 11	18 32		18 41	19 04		19 12	19 30		19 44	20 04		20 13	20 32		
Market Harborough	d	18 25			18 55			19 25			19 57			20 27			
Melton Mowbray	d																
Oakham	d																
Corby	d	18 06			18 39			19 09			19 40			20 10		20 40	
Kettering	a	18 14	18 34		18 47	19 04		19 17	19 34		19 48	20 06		20 18	20 36	20 48	
Kettering	d	18 14	18 35		18 47	19 05		19 18	19 35		19 48	20 07		20 18	20 37	20 48	
Wellingborough	d	18 22	18 42		18 56			19 27			19 57			20 27		20 57	
Bedford	7 d	18 40			19 09			19 40			20 10			20 40		21 10	
Luton	10 d	18 56			19 24			19 56			20 25			20 56		21 26	
Luton Airport Pkwy ↔	7 d	18 59			19 27			19 59			20 28			20 59		21 29	
London St Pancras Int'l	a	19 22	19 26	19 39	19 50	19 55	20 07	20 22	20 27	20 36	20 51	20 54	21 08	21 22	21 27	21 38	21 52

Southbound Services

Monday to Friday


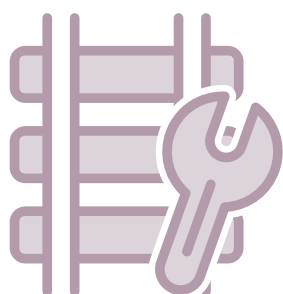
Operator Notes	INT	INT	INT	CON	INT	INT	INT	CON	INT	REG	CON	INT	INT			
Service Information						①		①								
Ticket Restrictions	S	S	S	S	S	S	S	S	S	S	S	S	S			
Days Run																
Sheffield	7 d		20 00		20 28	21 00			21 45	21 56		22 32	23 30			
Chesterfield	d		20 12		20 40	21 13			22 01	22 11		22 44	23 55			
Belper	d											23 00				
Derby	6 a		20 30		20 58	21 31			22 19	22 31		23 08	00 17			
Derby	6 d		20 32			21 32			22 20							
Long Eaton	SP d		20 40			21 41			22 29							
Lincoln	d															
Nottingham	8 d	20 12		20 48			21 42									
Beeston	SP d	20 18		20 54			21 48									
East Midlands Pkwy	d	20 25	20 45	21 00		21 45	21 55		22 33							
Loughborough	d	20 32	20 53	21 08		21 53			22 41							
Leicester	a	20 42	21 03	21 19		22 03	22 09		22 51							
Leicester	d	20 43	21 04	21 23		22 05	22 14		22 52							
Market Harborough	d	20 57		21 36			22 28		23 05							
Melton Mowbray	d															
Oakham	d															
Corby	d			21 41				22 33			23 10					
Kettering	a	21 06		21 45	21 49		22 37	22 41	23 14		23 18					
Kettering	d	21 07		21 46	21 50		22 40	22 42	23 15							
Wellingborough	d			21 58			22 50									
Bedford	7 d			22 11			23 03									
Luton	10 d			22 27			23 21									
Luton Airport Pkwy ↔	7 d			22 30			23 19	23 25								
London St Pancras Int'l	a	21 56	22 07	22 39	22 53		23 16	23 53	23 59	00 23						

Engineering Works

Services are sometimes impacted by engineering works, particularly at on weekday evenings and at weekends. During these periods, some or all trains may run to amended schedules.

You can check train times on the EMR app, at eastmidlandsrailway.co.uk, or by calling National Rail Enquiries on **03457 48 49 50**.

In the event of a Rail Replacement bus running, please see Onward Travel posters at the station, or check our website, for the location of the bus stops.



Coming soon: Aurora InterCity trains

The new state-of-the-art Class 810 Aurora train fleet, financed by Rock Rail East Midlands and manufactured by Hitachi Rail UK in County Durham, marks a significant upgrade for the East Midlands Railway. These trains are designed to operate on electric overhead lines wherever possible, taking advantage of the Midland Main Line Electrification upgrade, and will replace the Class 222 Meridian diesel fleet. This transition brings substantial environmental benefits. The Aurora trains are quieter, more energy-efficient, and produce significantly lower carbon emissions - contributing to a cleaner, greener railway for passengers, station environments and the communities we serve.

Customers can also look forward to a vastly improved onboard experience. Each five-car unit offers 19% more seats compared to the existing Class 222 trains, along with modern interiors, air conditioning, free Wi-Fi, power sockets and enhanced passenger information systems.

Testing of the new fleet continues on the Midland Main Line, with training of our Drivers and On Board Crew in progress.

Southbound Services

	Saturday																
Operator Notes	CON	INT	CON	INT	CON	INT	CON	INT	INT	CON	INT	INT	CON	INT	INT	CON	
Service Information	ⓘ	ⓘ	ⓘ	ⓘ	ⓘ												
Ticket Restrictions	S	S	S	S	S	S	S	S	S	S	S	S	S	S	S	S	S
Days Run																	
Sheffield	7 d					05 30				05 56			06 33			07 00	
Chesterfield	d					05 42				06 09			06 45			07 12	
Belper	d																
Derby	6 a					06 00				06 28			07 03			07 30	
Derby	6 d		04 47		04 58	06 02				06 29			07 05			07 32	
Long Eaton	SP d		04 56		05 07					06 38						07 40	
Lincoln	d																
Nottingham	8 d				05 26				06 12			06 46			07 12		
Beeston	SP d								06 18						07 18		
East Midlands Pkwy	d		05 00		05 36				06 25	06 42		06 58			07 25	07 45	
Loughborough	d		05 08		05 43				06 32	06 50			07 20		07 32	07 52	
Leicester	a		05 18		05 53		06 22		06 42	07 00		07 11	07 30		07 42	08 02	
Leicester	d		05 19		05 54		06 23		06 43	07 01		07 13	07 31		07 43	08 03	
Market Harborough	d		05 33		06 08		06 37		06 57			07 27			07 57		
Melton Mowbray	d																
Oakham	d																
Corby	d	05 10		05 40		06 10		06 40			07 10		07 40			08 10	
Kettering	a	05 18		05 48	06 17	06 18	06 46	06 48	07 06		07 18	07 36	07 48	08 06		08 18	
Kettering	d	05 18		05 49	06 18	06 18	06 47	06 48	07 07		07 18	07 37	07 48	08 07		08 19	
Wellingborough	d	05 27		05 57		06 26		06 56			07 26		07 56			08 27	
Bedford	7 d	05 40		06 10		06 40		07 10			07 40		08 10			08 40	
Luton	10 d	05 56		06 26		06 56		07 26			07 56		08 26			08 56	
Luton Airport Pkwy ↔	7 d	05 59		06 29		06 59		07 29			07 59		08 29			08 59	
London St Pancras Int'l	a	06 23	06 27	06 52	07 04	07 22	07 36	07 52	07 55	08 09	08 22	08 27	08 36	08 52	08 55	09 07	09 22

Southbound Services															Saturday		
Operator Notes	INT	INT	CON	INT	INT	CON	INT	INT	CON	INT	INT	CON	INT	INT	CON	INT	
Service Information																	
Ticket Restrictions	S	S	S	S	S	S	S	S	S	S	S	S	S	S	S	S	
Days Run																	
Sheffield	7 d	07 31			08 00			08 32			09 00			09 35			
Chesterfield	d	07 43			08 12			08 45			09 13			09 47			
Belper	d																
Derby	6 a	08 02			08 30			09 04			09 31			10 06			
Derby	6 d	08 04			08 32			09 08			09 32			10 08			
Long Eaton	SP d				08 40						09 41						
Lincoln	d																
Nottingham	8 d	07 46			08 12			08 50			09 12			09 50		10 12	
Beeston	SP d				08 18						09 18					10 18	
East Midlands Pkwy	d				08 25	08 45					09 25	09 45				10 25	
Loughborough	d				08 32	08 53					09 32	09 53				10 32	
Leicester	a	08 09	08 27		08 42	09 03		09 10	09 28		09 42	10 03		10 10	10 28	10 42	
Leicester	d	08 12	08 30		08 43	09 04		09 12	09 31		09 43	10 04		10 12	10 30	10 43	
Market Harborough	d	08 26			08 57			09 26			09 57			10 26		10 57	
Melton Mowbray	d																
Oakham	d																
Corby	d			08 40			09 10			09 40			10 10			10 40	
Kettering	a	08 35		08 48	09 06		09 18	09 35		09 48	10 06		10 18	10 35		10 48	11 06
Kettering	d	08 36		08 48	09 07		09 19	09 37		09 48	10 07		10 19	10 37		10 48	11 07
Wellingborough	d			08 56			09 27			09 56			10 27			10 56	
Bedford	7 d			09 10			09 40			10 10			10 40			11 10	
Luton	10 d			09 26			09 56			10 26			10 55			11 26	
Luton Airport Pkwy ↵	7 d			09 29			09 59			10 29			10 58			11 29	
London St Pancras Int'l	a	09 27	09 36	09 52	09 55	10 07	10 22	10 27	10 39	10 52	10 55	11 09	11 21	11 27	11 39	11 52	11 55

Southbound Services															Saturday		
Operator Notes	INT	CON	INT	INT	CON	INT	INT	CON	INT	INT	CON	INT	INT	CON	INT	INT	
Service Information																	
Ticket Restrictions	S	S	S	S	S	S	S	S	S	S	S	S	S	S	S	S	
Days Run																	
Sheffield	7 d	10 00			10 35			11 00			11 35			12 00		12 35	
Chesterfield	d	10 13			10 47			11 13			11 47			12 13		12 47	
Belper	d																
Derby	6 a	10 31			11 05			11 31			12 06			12 31		13 06	
Derby	6 d	10 32			11 07			11 32			12 08			12 32		13 09	
Long Eaton	SP d	10 41						11 41						12 41			
Lincoln	d																
Nottingham	8 d			10 50			11 12			11 50			12 12			12 50	
Beeston	SP d						11 18						12 18				
East Midlands Pkwy	d	10 45					11 25	11 45					12 25	12 45			
Loughborough	d	10 53					11 32	11 53					12 32	12 53			
Leicester	a	11 03		11 10	11 27		11 42	12 03		12 10	12 28		12 42	13 03		13 10	13 29
Leicester	d	11 04		11 12	11 30		11 43	12 04		12 12	12 31		12 43	13 04		13 12	13 31
Market Harborough	d			11 26			11 57			12 26			12 57			13 26	
Melton Mowbray	d																
Oakham	d																
Corby	d		11 10			11 40			12 10			12 40			13 10		
Kettering	a		11 18	11 35		11 48	12 06		12 18	12 35		12 48	13 06		13 18	13 35	
Kettering	d		11 19	11 37		11 48	12 07		12 19	12 36		12 48	13 07		13 19	13 37	
Wellingborough	d		11 28			11 56			12 27			12 56			13 27		
Bedford	7 d		11 41			12 10			12 40			13 10			13 40		
Luton	10 d		11 56			12 26			12 56			13 26			13 56		
Luton Airport Pkwy ↵	7 d		11 59			12 29			12 59			13 29			13 59		
London St Pancras Int'l	a	12 09	12 22	12 27	12 39	12 52	12 55	13 09	13 22	13 27	13 36	13 52	13 55	14 08	14 22	14 27	14 36

Southbound Services																Saturday	
Operator Notes	CON	INT	INT	CON	INT	INT	CON	INT	INT	CON	INT	INT	CON	INT	INT	CON	
Service Information																	
Ticket Restrictions	S	S	S	S	S	S	S	S	S	S	S	S	S	S	S	S	
Days Run																	
Sheffield	7 d			13 00			13 35			14 00			14 35			15 00	
Chesterfield	d			13 13			13 47			14 13			14 47			15 13	
Belper	d																
Derby	6 a			13 31			14 06			14 31			15 06			15 31	
Derby	6 d			13 32			14 09			14 32			15 09			15 32	
Long Eaton	SP d			13 41						14 41						15 41	
Lincoln	d																
Nottingham	8 d		13 12			13 50			14 12			14 50			15 12		
Beeston	SP d		13 18						14 18						15 18		
East Midlands Pkwy	d		13 25	13 45					14 25	14 45					15 25	15 45	
Loughborough	d		13 32	13 53					14 32	14 53					15 32	15 53	
Leicester	a		13 42	14 03		14 11	14 29		14 42	15 03		15 10	15 29		15 42	16 03	
Leicester	d		13 43	14 04		14 13	14 31		14 43	15 04		15 12	15 31		15 43	16 04	
Market Harborough	d		13 57			14 26			14 57			15 26			15 57		
Melton Mowbray	d																
Oakham	d																
Corby	d	13 40				14 10			14 40			15 10			15 40		16 10
Kettering	a	13 48	14 06			14 18	14 35		14 48	15 06		15 18	15 35		15 48	16 06	16 18
Kettering	d	13 48	14 07			14 19	14 36		14 48	15 07		15 19	15 37		15 48	16 07	16 19
Wellingborough	d	13 56				14 27			14 56			15 27			15 56		16 27
Bedford	7 d	14 10				14 40			15 10			15 41			16 10		16 41
Luton	10 d	14 26				14 56			15 26			15 56			16 25		16 56
Luton Airport Pkwy ↵	7 d	14 29				14 59			15 29			15 59			16 28		16 59
London St Pancras Int'l	a	14 52	14 55	15 07	15 22	15 27	15 36	15 52	15 55	16 09	16 22	16 27	16 36	16 51	16 55	17 09	17 22

Southbound Services																Saturday	
Operator Notes	INT	INT	CON	INT	INT	CON	INT	INT	CON	INT	INT	CON	INT	INT	CON	INT	
Service Information																	
Ticket Restrictions	S	S	S	S	S	S	S	S	S	S	S	S	S	S	S	S	
Days Run																	
Sheffield	7 d		15 35			16 00			16 35			17 00			17 31		
Chesterfield	d		15 47			16 13			16 47			17 13			17 43		
Belper	d														17 57		
Derby	6 a		16 06			16 31			17 06			17 31			18 06		
Derby	6 d		16 09			16 32			17 09			17 32			18 08		
Long Eaton	SP d					16 41						17 41					
Lincoln	d																
Nottingham	8 d	15 50			16 12			16 50			17 12			17 50		18 12	
Beeston	SP d				16 18						17 18					18 18	
East Midlands Pkwy	d				16 25	16 45					17 25	17 45				18 25	
Loughborough	d				16 32	16 53					17 32	17 53				18 32	
Leicester	a	16 11	16 29		16 42	17 03		17 10	17 29		17 42	18 03		18 10	18 30	18 42	
Leicester	d	16 12	16 32		16 43	17 04		17 12	17 32		17 43	18 04		18 12	18 32	18 43	
Market Harborough	d	16 26			16 57			17 26			17 57			18 26		18 57	
Melton Mowbray	d																
Oakham	d																
Corby	d			16 40			17 10			17 40			18 10			18 40	
Kettering	a	16 35		16 48	17 06		17 18	17 35		17 48	18 06		18 18	18 35		18 48	19 06
Kettering	d	16 37		16 48	17 07		17 19	17 37		17 48	18 07		18 19	18 37		18 48	19 07
Wellingborough	d			16 56			17 27			17 56			18 27			18 56	
Bedford	7 d			17 10			17 41			18 10			18 40			19 10	
Luton	10 d			17 26			17 56			18 26			18 56			19 26	
Luton Airport Pkwy ↵	7 d			17 29			17 59			18 29			18 59			19 29	
London St Pancras Int'l	a	17 27	17 39	17 52	17 55	18 09	18 22	18 27	18 38	18 52	18 55	19 09	19 22	19 27	19 36	19 52	19 55

Southbound Services

Saturday

Operator Notes	INT	CON	INT	INT	CON	INT	INT	CON	INT	INT	CON	INT	INT	CON	INT	CON	
Service Information																	
Ticket Restrictions	S	S	S	S	S	S	S	S	S	S	S	S	S	S	S	S	
Days Run																	
Sheffield	7 d	18 00			18 35			19 00			19 35			20 00			
Chesterfield	d	18 13			18 47			19 13			19 47			20 13			
Belper	d																
Derby	6 a	18 31			19 06			19 31			20 06			20 31			
Derby	6 d	18 32			19 09			19 32			20 10			20 32			
Long Eaton	SP d	18 41						19 41						20 41			
Lincoln	d																
Nottingham	8 d			18 50			19 12			19 50			20 11			20 50	
Beeston	SP d						19 18						20 17				
East Midlands Pkwy	d	18 45					19 25	19 45					20 24	20 45			
Loughborough	d	18 53					19 32	19 52					20 31	20 53			
Leicester	a	19 03		19 10	19 29		19 42	20 02		20 10	20 30		20 41	21 03		21 10	
Leicester	d	19 04		19 12	19 32		19 43	20 04		20 12	20 32		20 43	21 04		21 14	
Market Harborough	d			19 26			19 57			20 26			20 56			21 27	
Melton Mowbray	d																
Oakham	d																
Corby	d		19 10			19 40			20 10				20 40		21 10	21 40	
Kettering	a		19 18	19 35		19 48	20 06		20 18	20 35		20 48	21 05		21 18	21 36	21 48
Kettering	d		19 19	19 37		19 48	20 07		20 19	20 36		20 48	21 06		21 19	21 37	21 48
Wellingborough	d		19 27			19 56			20 28			20 56			21 28		21 56
Bedford	7 d		19 40			20 10			20 40			21 10			21 42	21 55	22 10
Luton	10 d		19 56			20 26			20 55			21 26			21 57		22 26
Luton Airport Pkwy ↔	7 d		19 59			20 29			20 58			21 29			22 00		22 29
London St Pancras Int'l	a	20 07	20 22	20 27	20 39	20 52	20 55	21 09	21 21	21 27	21 38	21 52	21 55	22 07	22 23	22 29	22 52

Southbound Services

Saturday

Operator Notes	CON	INT	INT	CON	INT	REG	INT									
Service Information																
Ticket Restrictions	S	S	S	S	S	S	S									
Days Run																
Sheffield	7 d		20 30			21 00	22 00	23 20								
Chesterfield	d		20 42			21 14	22 14	23 32								
Belper	d						22 28									
Derby	6 a		21 00			21 33	22 36	00 06								
Derby	6 d		21 02			21 35										
Long Eaton	SP d					21 44										
Lincoln	d															
Nottingham	8 d			21 25												
Beeston	SP d			21 31												
East Midlands Pkwy	d		21 12	21 37		21 49										
Loughborough	d		21 19	21 45		21 57										
Leicester	a		21 29	21 55		22 07										
Leicester	d			21 56												
Market Harborough	d			22 09												
Melton Mowbray	d															
Oakham	d															
Corby	d	22 01			22 40											
Kettering	a	22 09		22 18	22 48											
Kettering	d			22 19												
Wellingborough	d			22 27												
Bedford	7 d															
Luton	10 d															
Luton Airport Pkwy ↔	7 d															
London St Pancras Int'l	a			23 14												

Southbound Services																Sunday	
Operator Notes	INT	INT	INT	CON	INT	CON	INT	INT	CON	INT	INT	CON	INT	INT	CON	CON	
Service Information	①	①															
Ticket Restrictions	S	S	S	S	S	S	S	S	S	S	S	S	S	S	S	S	
Days Run																	
Sheffield	7 d		08 22				09 22				10 52			11 52			
Chesterfield	d		08 34				09 34				11 05			12 05			
Belper	d																
Derby	6 a		08 52				09 52				11 24			12 24			
Derby	6 d	07 57	08 54				09 54				11 26			12 26			
Long Eaton	SP d	08 05	09 02				10 02				11 34			12 34			
Lincoln	d																
Nottingham	8 d		08 21			09 27			10 15		11 10			12 09			
Beeston	SP d		08 27								11 16			12 15			
East Midlands Pkwy	d	08 10	08 33	09 07		09 37		10 07	10 25		11 22	11 39		12 21	12 39		
Loughborough	d	08 17	08 41	09 14		09 44		10 14	10 32		11 30	11 46		12 29	12 46		
Leicester	a	08 28	08 52	09 25		09 55		10 25	10 43		11 41	11 57		12 40	12 57		
Leicester	d	08 29	08 53	09 27		09 57		10 27	10 45		11 43	12 00		12 42	12 59		
Market Harborough	d	08 43	09 07	09 40		10 11		10 40	10 58		11 56	12 13		12 56	13 12		
Melton Mowbray	d																
Oakham	d																
Corby	d				10 00		10 30			11 39			12 27			13 09	13 39
Kettering	a	08 52	09 16	09 49	10 08	10 20	10 38	10 49	11 07	11 47	12 05		12 35	13 05		13 17	13 47
Kettering	d	08 53	09 17	09 50		10 21		10 50	11 08	11 48	12 06		12 35	13 06		13 18	13 48
Wellingborough	d	09 00	09 24	09 57		10 29		10 57	11 15	11 56			12 44			13 26	13 56
Bedford	7 d	09 13	09 38	10 11		10 43		11 11	11 29	12 10			12 57			13 40	14 10
Luton	10 d		09 53			10 58				12 25			13 13			13 55	14 25
Luton Airport Pkwy ↵	7 d	09 29	09 56	10 27		11 01		11 27	11 45	12 28			13 16			13 58	14 28
London St Pancras Int'l	a	09 51	10 19	10 50		11 23		11 50	12 07	12 51	12 54	13 08	13 39	13 53	14 07	14 21	14 52

Southbound Services																Sunday		
Operator Notes	INT	INT	CON	INT	CON	INT	INT	CON	INT	CON	INT	INT	CON	INT	INT	CON		
Service Information																		
Ticket Restrictions	S	S	S	S	S	S	S	S	S	S	S	S	S	S	S	S		
Days Run																		
Sheffield	7 d		12 52			13 32			13 51		14 32			14 51		15 31		
Chesterfield	d		13 05			13 45			14 04		14 46			15 04		15 44		
Belper	d																	
Derby	6 a		13 24			14 04			14 23		15 05			15 24		16 03		
Derby	6 d		13 26			14 06			14 26		15 07			15 26		16 06		
Long Eaton	SP d		13 34						14 34					15 34				
Lincoln	d																	
Nottingham	8 d	13 10						14 10					15 06			15 47		
Beeston	SP d	13 16						14 16					15 12					
East Midlands Pkwy	d	13 23	13 39			14 16		14 23	14 39		15 17		15 21	15 39		15 57	16 16	
Loughborough	d	13 30	13 46					14 30	14 46				15 29	15 47				
Leicester	a	13 41	13 57			14 30		14 41	14 57		15 31		15 41	15 58		16 11	16 30	
Leicester	d	13 43	13 59			14 32		14 43	14 59		15 32		15 43	16 02		16 13	16 32	
Market Harborough	d	13 56	14 12					14 56	15 12				15 56			16 26		
Melton Mowbray	d																	
Oakham	d																	
Corby	d			14 09		14 40				15 10			15 40			16 10		16 40
Kettering	a	14 05		14 17		14 48	15 05		15 18		15 48	16 05		16 18	16 35		16 48	
Kettering	d	14 06		14 18		14 48	15 06		15 18		15 48	16 06		16 18	16 36		16 48	
Wellingborough	d			14 26		14 56			15 26		15 56			16 26			16 56	
Bedford	7 d			14 40		15 10			15 40		16 10			16 40			17 10	
Luton	10 d			14 55		15 25			15 55		16 25			16 55			17 25	
Luton Airport Pkwy ↵	7 d			14 58		15 28			15 58		16 28			16 58			17 28	
London St Pancras Int'l	a	14 54	15 07	15 22	15 39	15 52	15 56	16 09	16 22	16 39	16 52	16 55	17 09	17 22	17 27	17 39	17 52	

Southbound Services																Sunday	
Operator Notes	INT	INT	CON	INT	INT	CON	INT	INT	CON	INT	INT	CON	INT	INT	CON	INT	
Service Information																	
Ticket Restrictions	S	S	S	S	S	S	S	S	S	S	S	S	S	S	S	S	
Days Run																	
Sheffield	7 d	15 51			16 28			16 51			17 28			17 51			
Chesterfield	d	16 04			16 40			17 03			17 41			18 03			
Belper	d																
Derby	6 a	16 23			17 00			17 23			18 00			18 23			
Derby	6 d	16 26			17 01			17 26			18 02			18 26			
Long Eaton	SP d	16 34						17 34						18 34			
Lincoln	d																
Nottingham	8 d	16 10			16 47			17 10			17 47			18 10		18 45	
Beeston	SP d	16 16						17 16						18 16			
East Midlands Pkwy	d	16 23	16 39		16 57	17 12		17 23	17 39		17 57	18 13		18 23	18 39	18 57	
Loughborough	d	16 30	16 47			17 19		17 30	17 46					18 30	18 46		
Leicester	a	16 41	16 58		17 11	17 30		17 41	17 57		18 12	18 27		18 41	18 57	19 11	
Leicester	d	16 43	17 02		17 13	17 32		17 43	18 02		18 13	18 29		18 43	19 02	19 13	
Market Harborough	d	16 56			17 26			17 56			18 27	18 42		18 56		19 26	
Melton Mowbray	d																
Oakham	d																
Corby	d			17 10				17 40			18 10			18 40		19 10	
Kettering	a	17 05		17 18	17 35			17 48	18 05		18 18	18 36		18 48	19 05	19 18	19 35
Kettering	d	17 06		17 18	17 36			17 48	18 06		18 18	18 37		18 48	19 06	19 18	19 36
Wellingborough	d			17 26				17 56			18 26			18 56		19 26	
Bedford	7 d			17 40				18 10			18 40			19 10		19 40	
Luton	10 d			17 55				18 25			18 55			19 25		19 56	
Luton Airport Pkwy ↵	7 d			17 58				18 28			18 58			19 28		19 59	
London St Pancras Int'l	a	17 55	18 09	18 22	18 27	18 39	18 52	18 55	19 09	19 22	19 27	19 39	19 52	19 55	20 09	20 23	20 27

Southbound Services																Sunday
Operator Notes	CON	INT	INT	CON	INT	INT	CON	CON	INT	INT	INT	INT				
Service Information																
Ticket Restrictions	S	S	S	S	S	S	S	S	S	S	S	S				
Days Run																
Sheffield	7 d			18 51			19 51			20 27			22 36			
Chesterfield	d			19 03			20 03			20 42			22 48			
Belper	d															
Derby	6 a			19 23			20 23			21 01			23 22			
Derby	6 d			19 26			20 26			21 03						
Long Eaton	SP d			19 34			20 34			21 12						
Lincoln	d															
Nottingham	8 d		19 06			19 59					21 09	21 51				
Beeston	SP d		19 12			20 05					21 15	21 57				
East Midlands Pkwy	d		19 19	19 39		20 12	20 39				21 17	21 21	22 03			
Loughborough	d		19 26	19 46		20 19	20 46				21 24	21 29	22 11			
Leicester	a		19 37	19 57		20 30	20 57				21 35	21 40	22 22			
Leicester	d		19 43	19 59		20 32	20 59				21 36	21 41				
Market Harborough	d		19 56			20 45	21 13				21 50	21 54				
Melton Mowbray	d															
Oakham	d															
Corby	d	19 40			20 05			21 10	21 40							
Kettering	a	19 48	20 05		20 13	20 54		21 18	21 48	21 59	22 03					
Kettering	d	19 48	20 06		20 18	20 55		21 18		22 00	22 05					
Wellingborough	d	19 56			20 26	21 02		21 26		22 07	22 13					
Bedford	7 d	20 10			20 40	21 16		21 40		22 20	22 27					
Luton	10 d	20 25		20 44	20 55			21 55		22 35	22 42					
Luton Airport Pkwy ↵	7 d	20 28			20 58	21 32		21 58		22 39	22 46					
London St Pancras Int'l	a	20 52	20 55	21 08	21 22	21 55	22 08	22 23		23 03	23 07					

Northbound Services

Monday to Friday

Operator Notes	INT	REG	INT	INT	CON	INT	INT	INT	CON	INT	CON	INT	INT	CON	INT	INT	
Service Information		F															
Ticket Restrictions	A	A	A	A	A	A	A	A	A	A	A	A	A	A	A	A	
Days Run																	
London St Pancras Int'l	d			05 27	05 45	05 59	06 05			06 17	06 35	06 47	07 02	07 05	07 18	07 30	07 35
Luton Airport Pkwy ↵	7 d				06 07					06 43		07 09			07 40		
Luton	10 d				06 10					06 46		07 12			07 43		
Bedford	7 d				06 26		06 39			07 01	07 11	07 28		07 39	07 59		
Wellingborough	d				06 37	06 42				07 13		07 39		07 50	08 10		
Kettering	a				06 44		06 53			07 21	07 25	07 47		07 56	08 18		08 23
Kettering	d		06 06		06 46		06 54			07 22	07 26	07 48		07 58	08 19		08 24
Corby	d				06 54					07 30		07 56			08 27		
Oakham	d																
Melton Mowbray	a																
Market Harborough	d		06 18				07 04				07 36			08 08			08 34
Leicester	a		06 32	06 36		07 06	07 17			07 48		08 08	08 22		08 37	08 47	
Leicester	d	05 48	06 41	06 37		07 07	07 18	07 43		07 52		08 09	08 25		08 38	08 48	
Loughborough	d	06 00	06 53	06 47			07 30	07 53		08 02			08 35		08 48		
East Midlands Pkwy	a	06 06	07 00	06 54			07 36	07 59					08 42		08 55		
Beeston	SP a		07 09				07 43						08 49				
Nottingham	8 a		07 16				07 53			08 21			08 56				09 09
Lincoln	a																
Long Eaton	SP a	06 12		06 58				08 04								09 00	
Derby	6 a	06 23		07 08		07 28		08 14				08 32			09 10		
Derby	6 d	06 25	06 54	07 10		07 29		08 15				08 33			09 11		
Belper	d		07 03														
Chesterfield	d	06 42	07 18	07 27		07 46		08 32				08 50			09 28		
Sheffield	7 a	07 08	07 35	07 42		08 03		08 45				09 06			09 42		

Northbound Services

Monday to Friday

Operator Notes	CON	INT	INT	CON	INT	INT	CON	INT	INT	CON	INT	INT	CON	INT	INT	CON	
Service Information																	
Ticket Restrictions	A	A	A	A	A	A	O	O	O	O	O	O	O	O	S	S	
Days Run																	
London St Pancras Int'l	d	07 49	08 03	08 06	08 16	08 32	08 35	08 47	09 02	09 05	09 15	09 32	09 35	09 45	10 02	10 05	10 15
Luton Airport Pkwy ↵	7 d	08 11			08 38			09 11			09 37			10 07			10 37
Luton	10 d	08 14			08 41			09 15			09 40			10 10			10 40
Bedford	7 d	08 30			08 57			09 30			09 56			10 26			10 56
Wellingborough	d	08 41			09 08			09 41			10 07			10 37			11 07
Kettering	a	08 48		08 54	09 16		09 25	09 50		09 54	10 15		10 21	10 45		10 53	11 15
Kettering	d	08 49		08 56	09 19		09 26	09 51		09 55	10 16		10 22	10 46		10 54	11 17
Corby	d	08 57			09 27			09 59			10 24			10 55			11 25
Oakham	d																
Melton Mowbray	a																
Market Harborough	d			09 06			09 36			10 05			10 32			11 04	
Leicester	a		09 08	09 19		09 39	09 48		10 09	10 20		10 36	10 46		11 05	11 17	
Leicester	d		09 09	09 20		09 40	09 50		10 10	10 21		10 37	10 47		11 06	11 18	
Loughborough	d			09 30		09 50				10 31		10 47				11 29	
East Midlands Pkwy	d			09 37		09 56				10 38		10 54				11 36	
Beeston	SP d			09 43						10 44						11 43	
Nottingham	8 a			09 51			10 11			10 52			11 09			11 50	
Lincoln	a																
Long Eaton	SP d				10 01							10 58					
Derby	6 a		09 30		10 11			10 30				11 08			11 27		
Derby	6 d		09 31		10 12			10 32				11 10			11 29		
Belper	d																
Chesterfield	d		09 48		10 29			10 49				11 27			11 46		
Sheffield	7 a		10 04		10 42			11 04				11 41			12 05		

Northbound Services

Monday to Friday

Operator Notes	INT	INT	CON	INT	INT	CON	INT	INT	CON	INT	INT	CON	INT	INT	CON	INT	
Service Information																	
Ticket Restrictions	S	S	S	S	S	S	S	S	S	S	S	S	S	S	S	S	
Days Run																	
London St Pancras Int'l	d	10 32	10 35	10 45	11 02	11 05	11 15	11 32	11 35	11 45	12 02	12 05	12 15	12 32	12 35	12 45	13 02
Luton Airport Pkwy ↵	7 d			11 07			11 37			12 07			12 37			13 07	
Luton	10 d			11 10			11 40			12 10			12 40			13 10	
Bedford	7 d			11 26			11 56			12 26			12 56			13 26	
Wellingborough	d			11 37			12 07			12 37			13 07			13 37	
Kettering	a		11 21	11 45		11 53	12 15		12 20	12 45		12 52	13 16		13 21	13 45	
Kettering	d		11 22	11 46		11 54	12 16		12 22	12 45		12 53	13 17		13 22	13 47	
Corby	d			11 54			12 24			12 53			13 26			13 56	
Oakham	d																
Melton Mowbray	a																
Market Harborough	d		11 32			12 04			12 32			13 04			13 32		
Leicester	a	11 36	11 45		12 05	12 17		12 35	12 45		13 06	13 17		13 35	13 45		14 06
Leicester	d	11 37	11 47		12 06	12 18		12 36	12 47		13 07	13 18		13 36	13 47		14 07
Loughborough	d	11 47				12 29		12 46				13 29		13 46			
East Midlands Pkwy	d	11 54				12 35		12 53				13 35		13 53			
Beeston	SP d					12 43						13 42					
Nottingham	8 a		12 09			12 50			13 08			13 50			14 09		
Lincoln	a																
Long Eaton	SP d	11 58						12 58						13 58			
Derby	6 a	12 09			12 28			13 08			13 28		14 08				14 27
Derby	6 d	12 11			12 29			13 10			13 30		14 10				14 30
Belper	d																
Chesterfield	d	12 28			12 46			13 27			13 47		14 27				14 48
Sheffield	7 a	12 44			13 01			13 41			14 04		14 41				15 04

Northbound Services

Monday to Friday

Operator Notes	INT	CON	INT	INT	CON	INT	INT	CON	INT	INT	CON	INT	INT	CON	INT	INT	
Service Information																	
Ticket Restrictions	S	S	S	S	S	S	S	S	S	S	S	S	S	S	S	S	
Days Run																	
London St Pancras Int'l	d	13 05	13 15	13 32	13 35	13 45	14 02	14 05	14 15	14 32	14 35	14 45	15 02	15 05	15 15	15 31	15 35
Luton Airport Pkwy ↵	7 d		13 37			14 07			14 37			15 07			15 37		
Luton	10 d		13 40			14 10			14 40			15 10			15 40		
Bedford	7 d		13 56			14 26			14 56			15 26			15 56		
Wellingborough	d		14 07			14 37			15 07			15 37			16 07		
Kettering	a	13 52	14 16		14 21	14 45		14 52	15 15		15 21	15 45		15 51	16 14		16 21
Kettering	d	13 53	14 17		14 22	14 46		14 53	15 16		15 22	15 46		15 52	16 15		16 22
Corby	d		14 25			14 54			15 24			15 54			16 23		
Oakham	d																
Melton Mowbray	a																
Market Harborough	d	14 04			14 32			15 03			15 32			16 02			16 32
Leicester	a	14 17		14 36	14 46		15 05	15 16		15 36	15 46		16 05	16 15		16 36	16 46
Leicester	d	14 18		14 37	14 47		15 06	15 18		15 37	15 47		16 06	16 18		16 37	16 47
Loughborough	d	14 29		14 47				15 29		15 47			16 28		16 47		
East Midlands Pkwy	d	14 35		14 53				15 35		15 53			16 35		16 53		
Beeston	SP d	14 42						15 42					16 43				
Nottingham	8 a	14 50			15 08			15 50			16 08		16 50				17 08
Lincoln	a																
Long Eaton	SP d			14 59						15 58							16 58
Derby	6 a			15 09			15 27			16 08			16 28				17 09
Derby	6 d			15 10			15 29			16 10			16 29				17 11
Belper	d																
Chesterfield	d			15 27			15 46			16 27			16 46				17 30
Sheffield	7 a			15 44			16 04			16 41			17 04				17 43

Northbound Services

Monday to Friday

Operator Notes	CON	INT	INT	CON	INT	INT	CON	INT	INT	CON	INT	INT	CON	INT	INT	CON	
Service Information																	
Ticket Restrictions	O	O	O	O	O	O	A	A	A	A	A	A	A	A	A	A	
Days Run																	
London St Pancras Int'l	d	15 45	16 02	16 05	16 16	16 32	16 35	16 47	17 02	17 05	17 17	17 32	17 35	17 47	18 02	18 05	18 17
Luton Airport Pkwy ←	7 d	16 08			16 39			17 09			17 39			18 12			18 39
Luton	10 d	16 11			16 42			17 12			17 42			18 15			18 42
Bedford	7 d	16 27			16 58			17 28			17 58			18 30			19 00
Wellingborough	d	16 38			17 09			17 39			18 09			18 42			19 11
Kettering	a	16 46		16 51	17 17		17 22	17 46		17 55	18 17		18 23	18 50		18 55	19 19
Kettering	d	16 47		16 53	17 18		17 24	17 48		17 57	18 17		18 24	18 51		18 56	19 20
Corby	d	16 55			17 26			17 56			18 25			18 59			19 28
Oakham	d																
Melton Mowbray	a																
Market Harborough	d			17 03			17 34			18 07			18 34			19 07	
Leicester	a		17 06	17 17		17 39	17 48		18 09	18 22		18 39	18 47		19 09	19 20	
Leicester	d		17 07	17 19		17 40	17 51		18 11	18 24		18 41	18 49		19 10	19 22	
Loughborough	d			17 29		17 50				18 34		18 51				19 32	
East Midlands Pkwy	d			17 35		17 57	18 04			18 41		18 57	19 02			19 39	
Beeston	SP d			17 42						18 48						19 48	
Nottingham	8 a			17 50			18 18			18 55			19 17			19 57	
Lincoln	a																
Long Eaton	SP d					18 04						19 02					
Derby	6 a		17 27			18 14			18 34			19 12			19 30		
Derby	6 d		17 30			18 18			18 35			19 14			19 32		
Belper	d																
Chesterfield	d		17 47			18 36			18 52			19 31			19 49		
Sheffield	7 a		18 04			18 51			19 17			19 47			20 02		

Northbound Services

Monday to Friday

Operator Notes	INT	INT	INT	CON	INT	INT	CON	INT	INT	CON	INT	INT	CON	INT	INT	CON	
Service Information			J														
Ticket Restrictions	A	A	A	S	S	S	S	S	S	S	S	S	S	S	S	S	
Days Run																	
London St Pancras Int'l	d	18 32	18 35		18 47	19 02	19 05	19 15	19 32	19 35	19 45	20 02	20 05	20 15	20 32	20 35	20 45
Luton Airport Pkwy ←	7 d				19 09			19 37			20 07			20 37			21 07
Luton	10 d				19 12			19 40			20 10			20 40			21 10
Bedford	7 d				19 28			19 56			20 26			20 56			21 26
Wellingborough	d				19 39			20 07			20 37			21 07			21 38
Kettering	a		19 27		19 47		19 55	20 15		20 25	20 46		20 55	21 15		21 20	21 46
Kettering	d		19 33	19 38	19 49		19 56	20 17		20 26	20 47		20 57	21 16		21 22	21 47
Corby	d			19 46	19 57			20 25			20 55			21 24			21 55
Oakham	d			20 06													
Melton Mowbray	a			20 17													
Market Harborough	d		19 43			20 06			20 36				21 07			21 32	
Leicester	a	19 40	19 55		20 08	20 19		20 40	20 48		21 10	21 22		21 36	21 45		
Leicester	d	19 41	19 57		20 09	20 20		20 41	20 50		21 11	21 25		21 37	21 47		
Loughborough	d	19 52	20 07			20 31		20 51				21 35		21 47			
East Midlands Pkwy	d	19 58				20 37		20 57	21 03			21 41		21 53			
Beeston	SP d					20 45						21 49					
Nottingham	8 a		20 23			20 53			21 14			21 56			22 12		
Lincoln	a																
Long Eaton	SP d	20 04						21 02							21 58		
Derby	6 a	20 14			20 31			21 12			21 31			22 10			
Derby	6 d	20 16			20 33			21 13			21 33			22 11			
Belper	d																
Chesterfield	d	20 33			20 53			21 31			21 50			22 28			
Sheffield	7 a	20 47			21 18			21 44			22 03			22 41			

Northbound Services

Monday to Friday

Operator Notes	INT	INT	CON	INT	INT	CON	CON	INT	INT	CON	INT	INT	CON	CON		
Service Information							①	①	①	①	①	①	①	①		
Ticket Restrictions	S	S	S	S	S	S	S	S	S	S	S	S	S	S		
Days Run															FO	FSX
London St Pancras Int'l	d	21 02	21 05	21 15	21 32	21 35	21 45	22 15	22 32	22 35	22 47	23 04	23 35	23 55	23 55	
Luton Airport Pkwy ←	7 d			21 37			22 07	22 38			23 16	23 46		00 35	00 35	
Luton	10 d			21 40			22 10	22 41			23 19			00 38	00 38	
Bedford	7 d			21 56			22 26	22 56			23 43			01 03	01 04	
Wellingborough	d			22 08			22 37	23 08			23 54	00 23		01 14	01 15	
Kettering	a		21 51	22 16		22 21	22 45	23 16		23 21	00 02	00 32	00 54	01 22	01 23	
Kettering	d		21 52	22 17		22 22	22 47	23 17		23 22	00 04	00 35	01 04	01 22	01 23	
Corby	d			22 25			22 55	23 25			00 12			01 30	01 31	
Oakham	d															
Melton Mowbray	a															
Market Harborough	d		22 02			22 32				23 32			01 15			
Leicester	a	22 05	22 15		22 37	22 45			23 36	23 46		01 27	01 28			
Leicester	d	22 06	22 17		22 38	22 46			23 37	23 47		01 30	01 34			
Loughborough	d		22 27		22 48				23 47	23 59		01 40	01 47			
East Midlands Pkwy	d		22 33		22 55	22 59			23 53	00 06		01 47	01 56			
Beeston	SP d		22 40							00 18			02 03			
Nottingham	8 a		22 47			23 10				00 27			02 10			
Lincoln	a															
Long Eaton	SP d				22 59				23 58			01 51				
Derby	6 a	22 28			23 09				00 08			02 01				
Derby	6 d	22 30			23 11				00 09							
Belper	d															
Chesterfield	d	22 47			23 28				00 26							
Sheffield	7 a	23 00			23 41				00 39							

Smartcards

The convenient way to carry train tickets

The EMR Smartcard makes travel quicker and easier by keeping all your train tickets securely in one place. You'll no longer need to queue to collect tickets – just tap your Smartcard onto the reader at our ticket machines, platform validators or ticket gates.

How it works

Buy your Season, Anytime or Off-Peak ticket online or through our app. Then select Smartcard in the 'How to get your ticket' section at the checkout. After two hours, you'll be able to load your tickets onto your Smartcard by tapping it on a card reader at your chosen collection station.

If you're at the station, you can buy tickets from the ticket office or ticket machines and load them straight onto your Smartcard.

Find out more at eastmidlandsrailway.co.uk/smart



Why get a smartcard?

They're tough

Smartcards are made of durable plastic, so won't quickly wear away in your wallet or purse.

They're easy to use

Travelling through a station with automatic ticket gates? Touch your Smartcard on the reader, and you're good to go.

They're flexible

When your schedule changes, your Smartcard can change with it. Just load it with your ticket of choice.

Northbound Services																Saturday
Operator Notes	INT	REG	INT	INT	INT	CON	INT	INT	CON	INT	INT	CON	INT	INT	CON	INT
Service Information		G														
Ticket Restrictions	S	S	S	S	S	S	S	S	S	S	S	S	S	S	S	S
Days Run																
London St Pancras Int'l	d				05 30	05 33	06 00	06 05	06 08	06 30	06 33	06 46	07 02	07 05	07 15	07 32
Luton Airport Pkwy ↵	7 d					06 01			06 30			07 08			07 37	
Luton	10 d					06 04			06 33			07 11			07 40	
Bedford	7 d					06 19		06 38	06 49		07 06	07 27		07 39	07 56	
Wellingborough	d					06 30	06 42		07 01			07 38		07 50	08 08	
Kettering	a					06 38		06 52	07 09		07 20	07 46		07 56	08 15	
Kettering	d		05 55	06 09		06 39		06 53	07 10		07 21	07 48		07 57	08 16	
Corby	d		06 03			06 49			07 20			07 57			08 24	
Oakham	d															
Melton Mowbray	a															
Market Harborough	d			06 19				07 04			07 31			08 07		
Leicester	a			06 33	06 37		07 06	07 18		07 33	07 44		08 06	08 20		08 36
Leicester	d	05 51		06 45	06 38		07 07	07 19		07 34	07 45		08 07	08 21		08 37
Loughborough	d	06 01		06 55	06 48		07 17	07 30		07 45	07 55			08 31		08 47
East Midlands Pkwy	d	06 07		07 02	06 55		07 24	07 36		07 51				08 38		08 53
Beeston	SP d			07 09				07 43						08 45		
Nottingham	8 a			07 17				07 51			08 12			08 52		
Lincoln	a															
Long Eaton	SP d	06 12			06 59					07 56						08 58
Derby	6 a	06 23			07 09		07 35			08 06			08 27			09 08
Derby	6 d	06 27	06 53		07 12		07 37			08 11			08 29			09 10
Belper	d		07 01													
Chesterfield	d	06 44	07 17		07 29		07 54			08 28			08 46			09 27
Sheffield	7 a	07 08	07 34		07 43		08 07			08 43			09 04			09 42

Northbound Services																Saturday	
Operator Notes	INT	CON	INT	INT	CON	INT	INT	CON	INT	INT	CON	INT	INT	CON	INT	INT	
Service Information																	
Ticket Restrictions	S	S	S	S	S	S	S	S	S	S	S	S	S	S	S	S	
Days Run																	
London St Pancras Int'l	d	07 35	07 45	08 02	08 05	08 15	08 32	08 35	08 45	09 02	09 05	09 15	09 32	09 35	09 45	10 02	10 05
Luton Airport Pkwy ↵	7 d		08 07			08 37			09 07			09 37			10 07		
Luton	10 d		08 10			08 40			09 10			09 40			10 10		
Bedford	7 d		08 26			08 56			09 26			09 56			10 26		
Wellingborough	d		08 38			09 08			09 38			10 07			10 38		
Kettering	a	08 21	08 45		08 52	09 15		09 21	09 45		09 52	10 16		10 21	10 45		10 52
Kettering	d	08 22	08 46		08 54	09 16		09 22	09 46		09 53	10 16		10 22	10 46		10 54
Corby	d		08 54			09 24			09 54			10 24			10 54		
Oakham	d																
Melton Mowbray	a																
Market Harborough	d	08 32			09 04			09 32			10 03			10 32			11 04
Leicester	a	08 45		09 05	09 16		09 35	09 45		10 05	10 16		10 36	10 45		11 05	11 16
Leicester	d	08 47		09 07	09 17		09 37	09 46		10 06	10 18		10 37	10 47		11 06	11 18
Loughborough	d				09 28		09 47				10 29		10 47				11 29
East Midlands Pkwy	d				09 34		09 53				10 35		10 53				11 35
Beeston	SP d				09 42						10 43						11 42
Nottingham	8 a	09 08			09 50			10 09			10 50			11 08			11 50
Lincoln	a																
Long Eaton	SP d					09 58						10 58					
Derby	6 a			09 27		10 08				10 27			11 08				11 27
Derby	6 d			09 29		10 10				10 29			11 09				11 29
Belper	d																
Chesterfield	d			09 46		10 27				10 46			11 28				11 46
Sheffield	7 a			10 04		10 41				11 04			11 41				12 05

Northbound Services																Saturday	
Operator Notes	CON	INT	INT	CON	INT	INT	CON	INT	INT	CON	INT	INT	CON	INT	INT	CON	
Service Information																	
Ticket Restrictions	S	S	S	S	S	S	S	S	S	S	S	S	S	S	S	S	
Days Run																	
London St Pancras Int'l	d	10 15	10 32	10 35	10 45	11 02	11 05	11 15	11 32	11 35	11 45	12 02	12 05	12 15	12 32	12 35	12 45
Luton Airport Pkwy ↵	7 d	10 37			11 07			11 37			12 07			12 37			13 07
Luton	10 d	10 40			11 10			11 40			12 10			12 40			13 10
Bedford	7 d	10 56			11 26			11 56			12 26			12 56			13 26
Wellingborough	d	11 08			11 38			12 08			12 38			13 08			13 38
Kettering	a	11 15		11 21	11 45		11 52	12 15		12 21	12 45		12 52	13 15		13 21	13 45
Kettering	d	11 16		11 22	11 46		11 53	12 16		12 22	12 46		12 53	13 16		13 22	13 46
Corby	d	11 24			11 54			12 24			12 54			13 24			13 54
Oakham	d																
Melton Mowbray	a																
Market Harborough	d			11 32			12 03			12 32			13 03			13 32	
Leicester	a		11 36	11 45		12 06	12 17		12 36	12 45		13 05	13 16		13 36	13 45	
Leicester	d		11 37	11 47		12 07	12 18		12 37	12 47		13 06	13 18		13 37	13 47	
Loughborough	d		11 47			12 29		12 47				13 29		13 47			
East Midlands Pkwy	d		11 53			12 35		12 53				13 35		13 53			
Beeston	SP d					12 42						13 42					
Nottingham	8 a			12 08		12 50			13 08			13 50				14 08	
Lincoln	a																
Long Eaton	SP d		11 58					12 58							13 58		
Derby	6 a		12 08		12 27			13 08			13 27			14 08			
Derby	6 d		12 10		12 29			13 10			13 29			14 10			
Belper	d																
Chesterfield	d		12 27		12 46			13 27			13 46			14 27			
Sheffield	7 a		12 41		13 04			13 41			14 04			14 41			

Northbound Services																Saturday	
Operator Notes	INT	INT	CON	INT	INT	CON	INT	INT	CON	INT	INT	CON	INT	INT	CON	INT	
Service Information																	
Ticket Restrictions	S	S	S	S	S	S	S	S	S	S	S	S	S	S	S	S	
Days Run																	
London St Pancras Int'l	d	13 02	13 05	13 15	13 32	13 35	13 45	14 02	14 05	14 15	14 32	14 35	14 45	15 02	15 05	15 15	15 32
Luton Airport Pkwy ↵	7 d			13 37			14 07			14 37			15 07			15 37	
Luton	10 d			13 40			14 10			14 40			15 10			15 40	
Bedford	7 d			13 56			14 26			14 56			15 26			15 56	
Wellingborough	d			14 08			14 38			15 08			15 38			16 08	
Kettering	a		13 52	14 15		14 21	14 45		14 52	15 15		15 21	15 45		15 51	16 15	
Kettering	d		13 53	14 16		14 22	14 46		14 53	15 16		15 22	15 46		15 52	16 16	
Corby	d			14 24			14 54			15 24			15 54			16 24	
Oakham	d																
Melton Mowbray	a																
Market Harborough	d		14 03			14 32			15 03			15 32			16 02		
Leicester	a	14 05	14 16		14 35	14 45		15 05	15 16		15 36	15 45		16 05	16 15		16 35
Leicester	d	14 06	14 18		14 37	14 47		15 06	15 18		15 37	15 47		16 06	16 18		16 37
Loughborough	d		14 29		14 47			15 29		15 47				16 29		16 47	
East Midlands Pkwy	d		14 35		14 53			15 35		15 53				16 35		16 53	
Beeston	SP d		14 42					15 42						16 42			
Nottingham	8 a		14 50		15 08			15 50			16 08			16 50			
Lincoln	a																
Long Eaton	SP d			14 58						15 58						16 58	
Derby	6 a	14 27			15 08			15 27			16 08			16 27		17 08	
Derby	6 d	14 29			15 10			15 29			16 10			16 29		17 12	
Belper	d																
Chesterfield	d	14 46			15 27			15 46			16 27			16 46		17 29	
Sheffield	7 a	15 04			15 44			16 04			16 41			17 04		17 44	

Northbound Services															Saturday		
Operator Notes	INT	CON	INT	INT	CON	INT	INT	CON	INT	INT	CON	INT	INT	CON	INT	INT	
Service Information																	
Ticket Restrictions	S	S	S	S	S	S	S	S	S	S	S	S	S	S	S	S	
Days Run																	
London St Pancras Int'l	d	15 35	15 45	16 02	16 05	16 15	16 32	16 35	16 45	17 02	17 05	17 15	17 32	17 35	17 45	18 02	18 05
Luton Airport Pkwy ←	7 d		16 07			16 37			17 07			17 37			18 07		
Luton	10 d		16 10			16 40			17 10			17 40			18 10		
Bedford	7 d		16 26			16 56			17 26			17 56			18 26		
Wellingborough	d		16 38			17 08			17 38			18 08			18 38		
Kettering	a	16 21	16 45		16 51	17 15		17 21	17 45		17 51	18 15		18 21	18 45		18 51
Kettering	d	16 22	16 46		16 52	17 16		17 22	17 46		17 52	18 16		18 22	18 46		18 52
Corby	d		16 54			17 24			17 54			18 24			18 54		
Oakham	d																
Melton Mowbray	a																
Market Harborough	d	16 32			17 04			17 32			18 03			18 32			19 03
Leicester	a	16 45		17 05	17 17		17 35	17 44		18 05	18 16		18 35	18 45		19 05	19 16
Leicester	d	16 47		17 06	17 18		17 36	17 47		18 06	18 18		18 36	18 47		19 06	19 18
Loughborough	d				17 29		17 46				18 29		18 46				19 28
East Midlands Pkwy	d				17 35		17 52				18 35		18 53				19 34
Beeston	SP d				17 42						18 42						19 42
Nottingham	8 a	17 08			17 50			18 08			18 52			19 08			19 51
Lincoln	a																
Long Eaton	SP d						17 58						18 59				
Derby	6 a			17 27			18 08				18 27		19 09			19 27	
Derby	6 d			17 29			18 10				18 28		19 11			19 28	
Belper	d																
Chesterfield	d			17 46			18 28				18 45		19 28			19 46	
Sheffield	7 a			18 04			18 44				19 04		19 41			19 59	

Northbound Services															Saturday		
Operator Notes	CON	INT	INT	CON	INT	INT	CON	INT	INT	CON	INT	INT	CON	INT	INT	CON	
Service Information																	
Ticket Restrictions	S	S	S	S	S	S	S	S	S	S	S	S	S	S	S	S	
Days Run																	
London St Pancras Int'l	d	18 15	18 32	18 35	18 45	19 02	19 05	19 15	19 32	19 35	19 45	20 02	20 05	20 15	20 32	20 35	20 45
Luton Airport Pkwy ←	7 d	18 37			19 07			19 37			20 07			20 37			21 07
Luton	10 d	18 40			19 10			19 40			20 10			20 40			21 10
Bedford	7 d	18 56			19 26			19 56			20 26			20 56			21 26
Wellingborough	d	19 08			19 38			20 08			20 38			21 08			21 38
Kettering	a	19 15		19 21	19 45		19 52	20 15		20 21	20 45		20 52	21 15		21 21	21 45
Kettering	d	19 16		19 22	19 46		19 54	20 16		20 22	20 46		20 53	21 16		21 22	21 46
Corby	d	19 24			19 54			20 24			20 54			21 24			21 54
Oakham	d																
Melton Mowbray	a																
Market Harborough	d			19 32			20 04			20 32			21 03			21 32	
Leicester	a		19 35	19 44		20 05	20 17		20 36	20 46		21 05	21 16		21 35	21 45	
Leicester	d		19 36	19 46		20 06	20 18		20 37	20 47		21 06	21 17		21 36	21 46	
Loughborough	d		19 46				20 28		20 47				21 29		21 46		
East Midlands Pkwy	d		19 53				20 35		20 53	20 59			21 35		21 53		
Beeston	SP d						20 42						21 44				
Nottingham	8 a			20 09			20 50			21 10			21 51			22 08	
Lincoln	a																
Long Eaton	SP d		19 58						20 58				21 20		21 59		
Derby	6 a		20 08			20 27			21 08				21 30		22 11		
Derby	6 d		20 10			20 30			21 10				21 32		22 13		
Belper	d																
Chesterfield	d		20 27			20 47			21 27				21 49		22 30		
Sheffield	7 a		20 41			21 01			21 41				22 02		22 43		

Northbound Services

Saturday

Operator Notes	INT	INT	CON	INT	INT	CON	INT	CON	INT	CON					
Service Information						①	①	①	①	①					
Ticket Restrictions	S	S	S	S	S	S	S	S	S	S					
Days Run															
London St Pancras Int'l	d	21 02	21 05	21 15	21 32	21 35	21 45	22 15	22 18	22 32	22 35				
Luton Airport Pkwy ↔	7 d			21 37			22 07		22 40						
Luton	10 d			21 40			22 10		22 43						
Bedford	7 d			21 56			22 28		22 59		23 16				
Wellingborough	d			22 08			22 40		23 10		23 35				
Kettering	a		21 52	22 15		22 24	22 47	23 02	23 19	23 18					
Kettering	d		21 53	22 16		22 25	22 48	23 04		23 19					
Corby	d			22 24			22 56								
Oakham	d														
Melton Mowbray	a														
Market Harborough	d		22 03			22 35		23 14		23 29					
Leicester	a	22 05	22 17		22 35	22 48		23 27		23 42					
Leicester	d	22 06	22 18		22 36	22 49		23 28		23 43					
Loughborough	d		22 28		22 46	22 59		23 38		23 53					
East Midlands Pkwy	d		22 34		22 53	23 06		23 44		23 59					
Beeston	SP d		22 41							00 06					
Nottingham	8 a		22 48			23 17				00 13					
Lincoln	a														
Long Eaton	SP d									00 33					
Derby	6 a	22 27			23 04			23 56		00 43					
Derby	6 d	22 28			23 05										
Belper	d														
Chesterfield	d	22 45			23 22										
Sheffield	7 a	23 00			23 34										

Northbound Services

Sunday

Operator Notes	INT	INT	REG	INT	CON	INT	CON	INT	INT	CON	INT	INT	CON	INT	CON	INT
Service Information																
Ticket Restrictions	S	S		S	S	S	S	S	S	S	S	S	S	S	S	S
Days Run																
London St Pancras Int'l	d					09 00		09 30	10 05		10 34	11 00		11 30		12 02
Luton Airport Pkwy ↔	7 d					09 24		09 54	10 27		10 54	11 24		11 54		
Luton	10 d					09 28			10 31			11 28				
Bedford	7 d					09 42		10 09	10 45		11 08	11 42		12 11		
Wellingborough	d					09 54		10 20	10 57		11 20	11 54		12 22		
Kettering	a					10 00		10 26	11 03		11 26	12 00		12 28		
Kettering	d				09 45	10 01	10 15	10 27	11 04	11 15	11 27	12 01	12 12	12 29	12 42	
Corby	d				09 53		10 23			11 23			12 20		12 50	
Oakham	d															
Melton Mowbray	a															
Market Harborough	d					10 11		10 37	11 14		11 37	12 11		12 39		12 57
Leicester	a					10 24		10 52	11 28		11 52	12 25		12 53		13 11
Leicester	d			10 15		10 25		10 54	11 29		11 54	12 27		12 54		13 13
Loughborough	d			10 25		10 35		11 04	11 39		12 04	12 37				13 23
East Midlands Pkwy	d			10 31		10 42		11 10	11 46		12 10	12 43				13 29
Beeston	SP d					10 48			11 52			12 51				
Nottingham	8 a		08 30			10 56			11 59			12 58		13 15		
Lincoln	a															
Long Eaton	SP d			10 36				11 15			12 15					13 34
Derby	6 a		08 51	10 48				11 25			12 25					13 44
Derby	6 d	07 32	08 25	08 57	10 51			11 26			12 26					13 50
Belper	d			09 05												
Chesterfield	d	07 49	08 42	09 20	11 09			11 43			12 43					14 09
Sheffield	7 a	08 03	08 55	09 35	11 25			11 56			13 01					14 29

Northbound Services																Sunday	
Operator Notes	CON	INT	CON	INT	CON	INT	CON	INT	CON	INT	CON	INT	CON	INT	CON		
Service Information																	
Ticket Restrictions	S	S	S	S	S	S	S	S	S	S	S	S	S	S	S		
Days Run																	
London St Pancras Int'l	d	12 14	12 34		13 02	13 14	13 34		14 02	14 14	14 34	14 44	15 02	15 14	15 32	15 35	15 44
Luton Airport Pkwy ↵	7 d	12 36	12 57			13 36	13 57			14 36		15 06		15 36			16 06
Luton	10 d	12 39				13 39	14 00			14 39		15 09		15 39			16 09
Bedford	7 d	12 55	13 11			13 55	14 14			14 55		15 25		15 55			16 25
Wellingborough	d	13 06	13 23			14 07	14 26			15 07		15 37		16 07			16 37
Kettering	a	13 15	13 29			14 14	14 32			15 14	15 20	15 45		16 15	16 17	16 21	16 45
Kettering	d	13 16	13 30	13 48		14 16	14 33	14 46		15 16	15 21	15 47		16 17	16 18	16 22	16 47
Corby	d	13 24		13 56		14 24		14 54		15 24		15 55		16 25			16 55
Oakham	d																
Melton Mowbray	a																
Market Harborough	d		13 40		13 55		14 43		14 55		15 31		15 55			16 32	
Leicester	a		13 54		14 09		15 00		15 09		15 45		16 09		16 40	16 46	
Leicester	d		13 56		14 11		15 02		15 11		15 47		16 11		16 42	16 47	
Loughborough	d		14 07		14 21		15 12		15 21		15 57		16 21		16 52	16 57	
East Midlands Pkwy	d		14 13		14 27		15 18		15 28		16 04		16 28		16 58	17 04	
Beeston	SP d		14 21				15 26				16 10					17 10	
Nottingham	8 a		14 29				15 34				16 17					17 17	
Lincoln	a																
Long Eaton	SP d				14 32				15 32				16 32		17 03		
Derby	6 a				14 42				15 42				16 42		17 13		
Derby	6 d				14 48				15 47				16 45		17 16		
Belper	d																
Chesterfield	d				15 05				16 04				17 02		17 33		
Sheffield	7 a				15 22				16 19				17 17		17 49		

Northbound Services																Sunday	
Operator Notes	INT	INT	CON	INT	INT	CON	INT	INT	CON	INT	INT	CON	INT	INT	CON	INT	
Service Information																	
Ticket Restrictions	S	S	S	S	S	S	S	S	S	S	S	S	S	S	S	S	
Days Run																	
London St Pancras Int'l	d	16 02	16 05	16 14	16 32	16 35	16 44	17 02	17 05	17 14	17 32	17 35	17 44	18 02	18 05	18 14	18 32
Luton Airport Pkwy ↵	7 d			16 36			17 06				17 36		18 06			18 36	
Luton	10 d			16 39			17 09				17 39		18 09			18 39	
Bedford	7 d			16 55			17 25				17 55		18 25			18 55	
Wellingborough	d			17 06			17 37				18 07		18 36			19 06	
Kettering	a		16 50	17 15		17 21	17 45		17 50	18 15		18 20	18 45		18 50	19 15	
Kettering	d		16 51	17 17		17 22	17 47		17 51	18 17		18 21	18 47		18 51	19 17	
Corby	d			17 25			17 55				18 25		18 55			19 25	
Oakham	d																
Melton Mowbray	a																
Market Harborough	d		17 01		17 25	17 32			18 01			18 31			19 01		
Leicester	a	17 05	17 18		17 39	17 46		18 05	18 17		18 37	18 46		19 05	19 18		19 37
Leicester	d	17 06	17 20		17 40	17 48		18 06	18 20		18 38	18 49		19 06	19 20		19 38
Loughborough	d		17 31		17 50				18 30		18 48				19 30		19 48
East Midlands Pkwy	d	17 19	17 37		17 56	18 01		18 19	18 37		18 54	19 01		19 19	19 37		19 54
Beeston	SP d		17 44			18 07			18 44						19 44		
Nottingham	8 a		17 51			18 15			18 51			19 12			19 51		
Lincoln	a																
Long Eaton	SP d				18 01						18 59						19 59
Derby	6 a	17 30			18 11			18 30			19 09			19 30			20 09
Derby	6 d	17 31			18 13			18 31			19 13			19 33			20 15
Belper	d																
Chesterfield	d	17 48			18 31			18 48			19 31			19 50			20 32
Sheffield	7 a	18 03			18 46			19 03			19 46			20 05			20 47

Northbound Services																Sunday
Operator Notes	INT	CON	INT	INT	CON	INT	INT	CON	INT	INT	CON	INT	INT	CON	INT	INT
Service Information																
Ticket Restrictions	S	S	S	S	S	S	S	S	S	S	S	S	S	S	S	S
Days Run																
London St Pancras Int'l	d	18 35	18 44	19 02	19 05	19 14	19 32	19 35	19 44	20 02	20 05	20 14	20 32	20 35	20 44	21 02
Luton Airport Pkwy ←	7 d		19 06			19 36			20 06			20 36			21 06	
Luton	10 d		19 09			19 39			20 09			20 39			21 09	
Bedford	7 d		19 25			19 55			20 25			20 55			21 25	
Wellingborough	d		19 36			20 06			20 37			21 07			21 37	
Kettering	a	19 20	19 45		19 50	20 15		20 20	20 45		20 50	21 15		21 20	21 45	
Kettering	d	19 21	19 47		19 51	20 17		20 21			20 51	21 17		21 21		
Corby	d		19 55			20 25						21 25				
Oakham	d															
Melton Mowbray	a															
Market Harborough	d	19 31			20 01			20 31			21 01			21 31		
Leicester	a	19 46		20 05	20 18		20 37	20 46		21 05	21 16		21 35	21 46		22 07
Leicester	d	19 47		20 07	20 20		20 38	20 48		21 06	21 19		21 37	21 47		22 08
Loughborough	d				20 31		20 48	20 58		21 16	21 29		21 47			22 18
East Midlands Pkwy	d	20 00		20 19	20 37		20 54	21 04		21 23	21 36		21 53			22 24
Beeston	SP d				20 44						21 43			22 05		
Nottingham	8 a	20 11			20 51			21 15			21 50			22 12		
Lincoln	a															
Long Eaton	SP d					20 59						21 58			22 29	
Derby	6 a			20 30		21 09				21 34		22 08			22 39	22 59
Derby	6 d			20 32		21 10				21 35		22 10			22 40	
Belper	d															
Chesterfield	d			20 49		21 27				21 52		22 27			22 57	
Sheffield	7 a			21 03		21 41				22 08		22 41			23 14	

Northbound Services																Sunday
Operator Notes	CON	INT	INT	CON	INT	INT										
Service Information																
Ticket Restrictions	S	S	S	S	S	S										
Days Run																
London St Pancras Int'l	d	21 14	21 35	22 02	22 12	22 32	23 00									
Luton Airport Pkwy ←	7 d	21 36	21 57		22 36	22 54	23 30									
Luton	10 d	21 39			22 39											
Bedford	7 d	21 55	22 11		22 55	23 13	23 59									
Wellingborough	d	22 07	22 23		23 07	23 26	00 11									
Kettering	a	22 15	22 29		23 15	23 32	00 17									
Kettering	d	22 17	22 30		23 16	23 34	00 18									
Corby	d	22 25			23 24											
Oakham	d															
Melton Mowbray	a															
Market Harborough	d		22 40	22 56		23 44	00 28									
Leicester	a		22 54	23 11		23 58	00 43									
Leicester	d		22 56	23 12		23 59	00 44									
Loughborough	d		23 06			00 09	00 54									
East Midlands Pkwy	d		23 12	23 24		00 16	01 00									
Beeston	SP d		23 19			00 22										
Nottingham	8 a		23 26			00 29										
Lincoln	a															
Long Eaton	SP d			23 29												
Derby	6 a		23 50	23 39			01 12									
Derby	6 d			23 40												
Belper	d															
Chesterfield	d			23 57												
Sheffield	7 a			00 13												