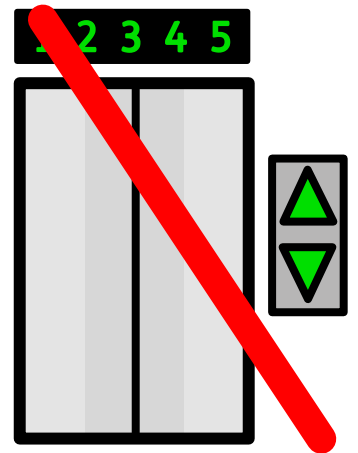




Symbol-Friendly[®]
Organisation



Travelling from Carlton

E M R

 **Widgit[®]**



Enter



the train station.



No



ticket?




Buy



at a vending machine, if



available.

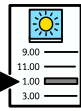


Tell



staff

if you have



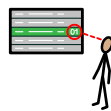
booked



passenger



assistance.



Look at the customer information screens



for your platform

123

number,



departure



time

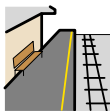
and



destination.



Go to




the platform

-



there is no lift.



You must stay behind the yellow line while you wait for the train to stop.



You will hear a noise and see a flashing button by the train door.



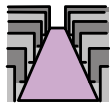
Press the button and the door will open.



You can get on the train.



Put your luggage in the the luggage rack.



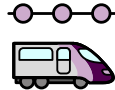
Do not put luggage in the aisle, in wheelchair spaces or in front of exits.



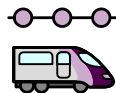
Find a seat and sit down.



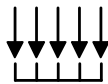

staff might check your ticket.



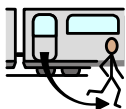
You will hear announcements at each stop.



Listen for your stop.






Check you have all of your belongings.



Get off the train.

Communication Board

 <p>hello</p>	 <p>goodbye</p>	 <p>help</p>	 <p>yes</p>	 <p>no</p>
 <p>train</p>	 <p>train station</p>	 <p>ticket</p>	 <p>booking office</p>	 <p>not sure</p>
 <p>vending machine</p>	 <p>staff</p>	 <p>gateline</p>	 <p>platform</p>	 <p>lost</p>
 <p>lift</p>	 <p>stairs</p>	 <p>screen</p>	 <p>on time</p>	 <p>more</p>
 <p>delayed</p>	 <p>luggage</p>	 <p>luggage rack</p>	 <p>destination</p>	 <p>toilet</p>
 <p>look</p>	 <p>wait</p>	 <p>get on</p>	 <p>get off</p>	 <p>something else</p>

E M R