


## Travelling from Corby



Enter



the train station.



No



ticket?



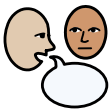
Buy



at the ticket office



or vending machine.



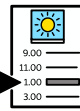
Tell



staff



if you have



booked



passenger

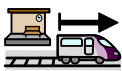


assistance.



123

Look at the customer information screens for your platform number,



departure



time

and



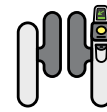
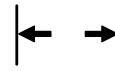
destination.



Go to



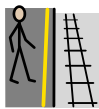
the gateline.



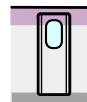
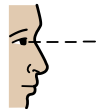
If you have luggage or small children, you must use the wide gate.



Go to the platform - there is no lift.



You must stay behind the yellow line while you wait for the train to stop.



You will hear a noise and see a flashing button by the train door.



Press the button and the door will open.

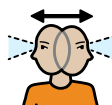





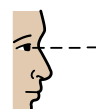

You can get on the train.



Put your luggage in the the luggage rack.



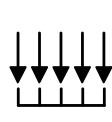

 Do not  put luggage  in the aisle,  in wheelchair spaces or  in front of  exits.


 Find a seat and  sit down.

 staff  might  check  your ticket.








 You will hear  announcements  at each stop.

 Listen for  your  stop.

 Check  you have  all of  your belongings.

 Get off the train.

# Communication Board

 <p>hello</p>	 <p>goodbye</p>	 <p>help</p>	 <p>yes</p>	 <p>no</p>
 <p>train</p>	 <p>train station</p>	 <p>ticket</p>	 <p>booking office</p>	 <p>not sure</p>
 <p>vending machine</p>	 <p>staff</p>	 <p>gateline</p>	 <p>platform</p>	 <p>lost</p>
 <p>lift</p>	 <p>stairs</p>	 <p>screen</p>	 <p>on time</p>	 <p>more</p>
 <p>delayed</p>	 <p>luggage</p>	 <p>luggage rack</p>	 <p>destination</p>	 <p>toilet</p>
 <p>look</p>	 <p>wait</p>	 <p>get on</p>	 <p>get off</p>	 <p>something else</p>

# EMR