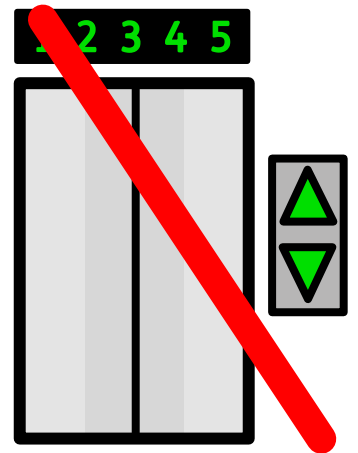




Symbol-Friendly[®]
Organisation





Travelling from Fiskerton

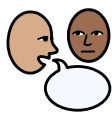


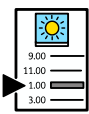


E M R



 **Widgit[®]**



 Enter  the train station.




 No  ticket?

 Buy  at a vending machine,  if available.

 Tell  staff  if you have  booked  passenger  assistance.

 Look at the customer information screens  for your platform **123** number,

 departure  time  and destination.

 Go to  the platform -  there is no lift.



You must stay behind the yellow line while you wait for the train to stop.



You will hear a noise and see a flashing button by the train door.




Press the button and the door will open.



You can get on the train.





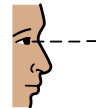

Put your luggage in the the luggage rack.



Do not put luggage in the aisle, in wheelchair spaces or in front of exits.

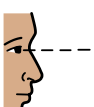

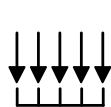




Find a seat and sit down.

   
staff might check your ticket.



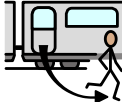
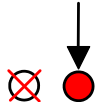
  
You will hear announcements at each stop.

  
Listen for your stop.

   
Check you have all of your belongings.


Get off the train.

Communication Board

 <p>hello</p>	 <p>goodbye</p>	 <p>help</p>	 <p>yes</p>	 <p>no</p>
 <p>train</p>	 <p>train station</p>	 <p>ticket</p>	 <p>booking office</p>	 <p>not sure</p>
 <p>vending machine</p>	 <p>staff</p>	 <p>gateline</p>	 <p>platform</p>	 <p>lost</p>
 <p>lift</p>	 <p>stairs</p>	 <p>screen</p>	 <p>on time</p>	 <p>more</p>
 <p>delayed</p>	 <p>luggage</p>	 <p>luggage rack</p>	 <p>destination</p>	 <p>toilet</p>
 <p>look</p>	 <p>wait</p>	 <p>get on</p>	 <p>get off</p>	 <p>something else</p>

EMR