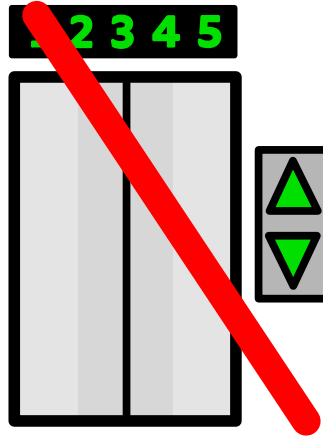
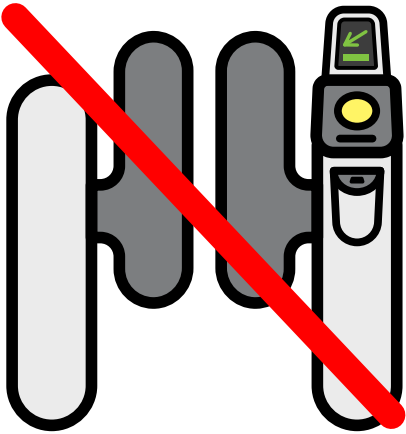





Symbol-Friendly[®]
Organisation



Travelling from Habrough

E M R

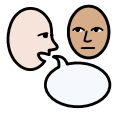
Widgit[®]



Enter



the train station.



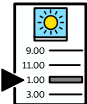
Tell



staff



if you have



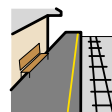
booked



passenger

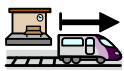


assistance.



123

Look at the customer information screens for your platform number,



departure



time



and

destination.



Go to




the platform

-



there is no lift.

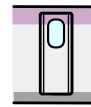


You must stay behind the yellow line



while you wait

for



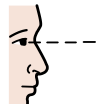
the train




to stop.



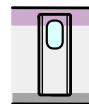
You will hear a noise



and see



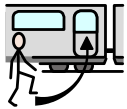
a flashing button by



the train door.




Press the button and the door will open.



You can get on the train.



Put your luggage in the the luggage rack.



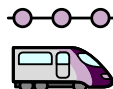
Do not put luggage in the aisle, in wheelchair spaces or in front of exits.



Find a seat and sit down.




staff might check your ticket.



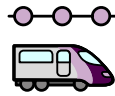
You will hear announcements at each stop.



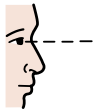
Listen for



your



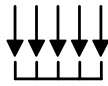
stop.



Check




you have



all of










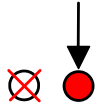


your belongings.



Get off the train.

Communication Board

 <p>hello</p>	 <p>goodbye</p>	 <p>help</p>	 <p>yes</p>	 <p>no</p>
 <p>train</p>	 <p>train station</p>	 <p>ticket</p>	 <p>booking office</p>	 <p>not sure</p>
 <p>vending machine</p>	 <p>staff</p>	 <p>gateline</p>	 <p>platform</p>	 <p>lost</p>
 <p>lift</p>	 <p>stairs</p>	 <p>screen</p>	 <p>on time</p>	 <p>more</p>
 <p>delayed</p>	 <p>luggage</p>	 <p>luggage rack</p>	 <p>destination</p>	 <p>toilet</p>
 <p>look</p>	 <p>wait</p>	 <p>get on</p>	 <p>get off</p>	 <p>something else</p>

EMR