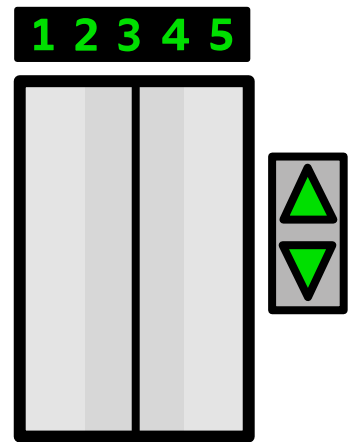




Symbol-Friendly[®]
Organisation



Travelling from Kidsgrove

E M R

 **Widgit[®]**



Enter



the train station.



No



ticket?




Buy



at the ticket office



or vending machine.



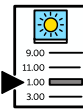
Tell



staff



if you have



booked



passenger



assistance.



123

Look at the customer information screens for your platform number,



departure



time

and



destination.



Go to

the

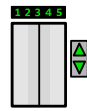


platform


-



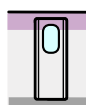
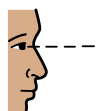
you can use



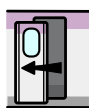
the lift.



You must stay behind the yellow line while you wait for the train to stop.



You will hear a noise and see a flashing button by the train door.



Press the button and the door will open.



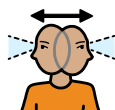
You can get on the train.



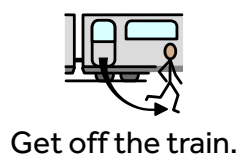
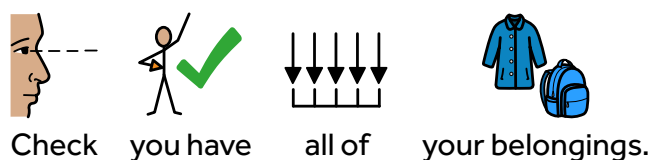

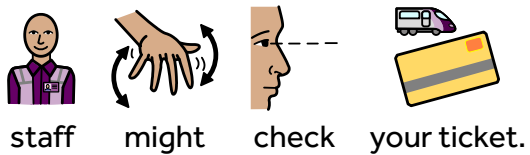
Put your luggage in the the luggage rack.




Do not put luggage in the aisle, in wheelchair spaces or in front of exits.



Find a seat and sit down.



Communication Board

| | | | | |
|--|--|---|---|---|
|  <p>hello</p> |  <p>goodbye</p> |  <p>help</p> |  <p>yes</p> |  <p>no</p> |
|  <p>train</p> |  <p>train station</p> |  <p>ticket</p> |  <p>booking office</p> |  <p>not sure</p> |
|  <p>vending machine</p> |  <p>staff</p> |  <p>gateline</p> |  <p>platform</p> |  <p>lost</p> |
|  <p>lift</p> |  <p>stairs</p> |  <p>screen</p> |  <p>on time</p> |  <p>more</p> |
|  <p>delayed</p> |  <p>luggage</p> |  <p>luggage rack</p> |  <p>destination</p> |  <p>toilet</p> |
|  <p>look</p> |  <p>wait</p> |  <p>get on</p> |  <p>get off</p> |  <p>something else</p> |

EMR