



Symbol-Friendly<sup>®</sup>  
Organisation



## Travelling from Thurgarton

**E M R**

 **Widgit<sup>®</sup>**



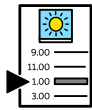

Enter the train station.



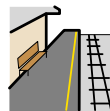
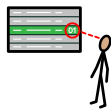
No ticket?



Buy at a vending machine, if available.

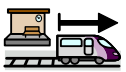


Tell staff if you have booked passenger assistance.



123

Look at the customer information screens for your platform number,



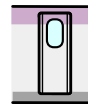
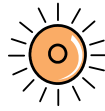
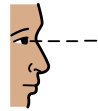
departure time and destination.



Go to the platform - there is no lift.



You must stay behind the yellow line while you wait for the train to stop.



You will hear a noise and see a flashing button by the train door.




Press the button and the door will open.



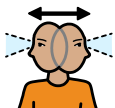
You can get on the train.



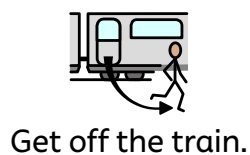
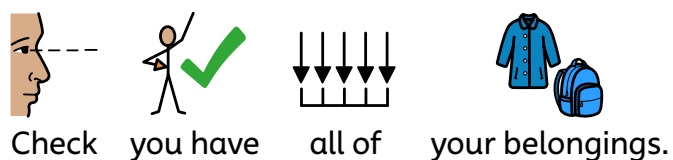

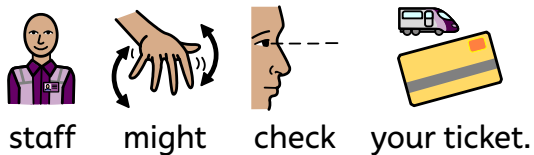
Put your luggage in the the luggage rack.













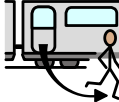
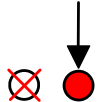
Do not put luggage in the aisle, in wheelchair spaces or in front of exits.



Find a seat and sit down.



# Communication Board

 hello	 goodbye	 help	 yes	 no
 train	 train station	 ticket	 booking office	 not sure
 vending machine	 staff	 gateline	 platform	 lost
 lift	 stairs	 screen	 on time	 more
 delayed	 luggage	 luggage rack	 destination	 toilet
 look	 wait	 get on	 get off	 something else

# EMR